

PRODUCT BOOK #43

Dado Ceramica

collection index



www.dadoceramica.it

Marble & Stone look

GEOSTONE	PG 30
SERICA	PG 36
TREVISTONE	PG 42
CHARME	PG 48
ARGOS	PG 54
MASK	PG 58
NATURE	PG 64
ASPEN	PG 68
PIETRA DI VALS	PG 72
PIETRA DI BAVIERA	PG 76
STONE MIX	PG 80
PIETRA DI BALI / BLUE WAVE	PG 84
PIETRONE / ROCCIONE	PG 88
SASSONE	PG 92
TAVELLONE	PG 96

Concrete & Resin look

BLAZE	PG 102
GEOLOGY	PG 108
PAINT	PG 114
SOLID	PG 120
GARE DU NORD	PG 124
EVOQ	PG 128
FABRIC	PG 132
EMOTION	PG 136
CEMENTI	PG 140

Wood look

MEIKE	PG 146
IKON	PG 152
ESSENZE	PG 158
UNIVERSAL OAK	PG 162
SIERRA	PG 166

Wall design

BRICKONE	PG 172
LIVING	PG 176
WALLPAPERS	PG 180
ATMOSFERE	PG 190
ARTISTIC STONE	PG 194
VILLAGE COLOR	PG 198
HARMONY	PG 202
SOHO	PG 206
VINCI	PG 210
RIVESTIMENTI 30x60	PG 214
UNICOLOR	PG 220

Outdoor spaces

TRADITIONAL OUTDOOR	PG 224
ULTRA OUTDOOR	PG 226



Dado Ceramica

Since 1980

Dado Ceramica Uffici e Stabilimento Produttivo
(Offices and Production Plant)



Le associate

Cotto Π Petrus

Since 1972

**Antica
Ceramica
Rubiera**

Since 1961

domus linea

Since 1960

ECODADO+GROUP

Dado Ceramica: La Forza delle Sinergie, la Qualità del Made in Italy

Dado Ceramica è la capofila di EcoDado+Group formato dalla collaborazione industriale e commerciale delle associate Antica Ceramica Rubiera, Dado Ceramica, Cotto Petrus e Domus Linea operanti sotto il comune marchio distintivo. EcoDado+Group è un gruppo industriale italiano che produce e commercializza rivestimenti in bicottura atomizzata, pavimenti in gres porcellanato, klinker e cotto. Grazie all'utilizzo delle più moderne tecnologie e alla solida esperienza di persone dedicate con passione alla ricerca di design e della qualità, soddisfiamo le esigenze dei nostri clienti in tutto il mondo. Tutte le società vantano i migliori requisiti produttivi e commerciali acquisiti nel corso di decenni di investimenti e sperimentazioni che hanno portato all'utilizzo delle più moderne soluzioni produttive.



Antica Ceramica Rubiera
Uffici, Stabilimento Produttivo e Magazzino
(Offices, Production Plant and Warehouse)



Cotto Petrus Uffici, Stabilimento Produttivo,
Atomizzatore e Magazzino
(Offices, Production Plant, Spray dryer and
Warehouse)



Domus Linea Uffici, Stabilimento Produttivo,
Atomizzatore e Magazzino
(Offices, Production Plant, Warehouse)

Dado Ceramica: The Power of Synergies, the Quality of Made in Italy. Dado Ceramica is the leading company of EcoDado+Group, formed through the industrial and commercial collaboration of the associated companies Antica Ceramica Rubiera, Dado Ceramica, Cotto Petrus and Domus Linea, operating under a common distinctive brand. EcoDado+Group is an Italian industrial group that produces and markets double-fired wall tiles, porcelain stoneware floor tiles, clinker and terracotta products. Thanks to the use of the most advanced technologies and the solid experience of people who dedicate their work with passion to the pursuit of design and quality, we meet the needs of our customers worldwide. All companies boast top-tier production and commercial standards, acquired through decades of investment and experimentation that have led to the implementation of the most modern manufacturing solutions.

Dado Ceramica : La Force des Synergies, la Qualité du Made in Italy. Dado Ceramica est l'entreprise chef de file d'EcoDado+Group, né de la collaboration industrielle et commerciale des sociétés associées Antica Ceramica Rubiera, Dado Ceramica, Cotto Petrus et Domus Linea, opérant sous une marque distinctive commune. EcoDado+Group est un groupe industriel italien qui produit et commercialise des revêtements muraux en biccotture atomisée, des sols en grès cérame, du clinker et de la terre cuite. Grâce à l'utilisation des technologies les plus modernes et à l'expérience solide de personnes qui consacrent leur travail avec passion à la recherche du design et de la qualité, nous répondons aux exigences de nos clients dans le monde entier. Toutes les sociétés bénéficient des meilleures exigences de production et commerciales, acquises au fil de décennies d'investissements et d'expérimentations ayant mené à l'utilisation delle solutions de production les plus modernes.

Dado Ceramica: Die Kraft der Synergien, die Qualität des Made in Italy. Dado Ceramica ist das führende Unternehmen der EcoDado+Group, die aus der industriellen und kommerziellen Zusammenarbeit der verbundenen Unternehmen Antica Ceramica Rubiera, Dado Ceramica, Cotto Petrus und Domus Linea entstanden ist und unter einer gemeinsamen, unverwechselbaren Marke tätig ist. Die EcoDado+Group ist eine italienische Industriegruppe, die Wandfliesen in doppelt gebrannter Keramik, Feinsteinzeugböden, Klinker und Terrakotta produziert und vermarktet. Dank des Einsatzes modernster Technologien und der fundierten Erfahrung von Menschen, die ihre Arbeit mit Leidenschaft der Suche nach Design und Qualität widmen, erfüllen wir die Anforderungen unserer Kunden weltweit. Alle Unternehmen verfügen über erstklassige Produktions- und Vertriebsstandards, die durch jahrzehntelange Investitionen und Erprobungen erworben wurden und zum Einsatz modernster Fertigungslösungen geführt haben.

Dado Ceramica Tradizione Industriale e Innovazione Made in Italy.

Nasce nel 1980 a San Matteo della Decima (Bologna) al centro del comprensorio produttivo ceramico della regione Emilia-Romagna. Da oltre 45 anni Dado Ceramica è una realtà in continua evoluzione estetica e tecnologica.

Industrial Tradition and Made in Italy Innovation. Founded in 1980 in San Matteo della Decima (Bologna), at the heart of the ceramic manufacturing district of the Emilia-Romagna region. For over 45 years, Dado Ceramica has been a company in continuous aesthetic and technological evolution.

Tradition industrielle et innovation Made in Italy. Fondée en 1980 à San Matteo della Decima (Bologne), au cœur du district de production céramique de la région Émilie-Romagne. Depuis plus de 45 ans, Dado Ceramica est une entreprise en constante évolution esthétique et technologique.

Industrielle Tradition und Made in Italy Innovation. Gegründet 1980 in San Matteo della Decima (Bologna), im Herzen des keramischen Produktionsbezirks der Region Emilia-Romagna. Seit über 45 Jahren befindet sich Dado Ceramica in einer kontinuierlichen ästhetischen und technologischen Weiterentwicklung.



Dado Ceramica Magazzino (Warehouse)



2000

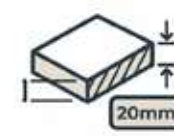
Antica Ceramica Rubiera realizza la conversione della monocottura in gres porcellanato smaltato speciali da pavimento

2002

Installazione delle linee di scelta ottica

2005

Antica Ceramica Rubiera e Cotto Petrus iniziano la produzione dei grandi formati



2011

Introduzione della tecnologia digitale HD in octacromia

2012

Completo rinnovo degli impianti produttivi di Rubiera: produzione di formati fino a 120 cm

2013

Inizia la produzione degli spessorati da 20 mm

2014

Conseguimento della Certificazione ISO 9001



2016

Conseguimento della Certificazione ISO 50001
Conseguimento della Certificazione UNI EN ISO 45001

2019

Installazione di atomizzatore per la produzione di impasto di gres ceramico



2020

Attivato atomizzatore "ATM" di ultima generazione da 28,000 kg/h. Conseguimento della Certificazione Upec

2023

Installazione dell'impianto fotovoltaico 25.000 mq copertura totale 2.5 milioni di KW di potenza

2024

Acquisizione di Domus Linea



2025

Installazione di un impianto di cogenerazione ad alta efficienza e avviata la produzione del nuovo formato 120x120 cm: un doppio investimento in innovazione e performance

2026

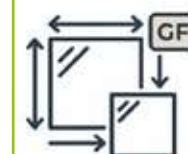
Conseguimento della Certificazione UPECF+

2000

2000 Antica Ceramica Rubiera converts its single-fired production to special glazed porcelain stoneware for floors. **Antica Ceramica Rubiera convertit sa production de monocuisson en grès cérame émaillé spécial pour sols.** Antica Ceramica Rubiera stellt die Produktion von Einbrandfliesen auf spezielles glasiertes Feinsteinzeug für Böden um.

2002 Installation of optical sorting lines. **Installation de lignes de tri optique.** Installation von optischen Sortierlinien.

2005 Antica Ceramica Rubiera and Cotto Petrus begin the production of large-size tiles. **Antica Ceramica Rubiera et Cotto Petrus commencent la production de grands formats.** Antica Ceramica Rubiera und Cotto Petrus beginnen mit der Produktion von Großformaten.



2010

2011 Introduction of octochrome HD digital technology. **Introduction de la technologie numérique HD en octochromie.** Einführung der digitalen Achtfarben-Technologie in HD.

2012 Total refit of the manufacturing facility at Rubiera: production of sizes up to 120 cm. **Rénovation complète des unités de production de Rubiera: production de formats jusqu'à 120 cm.** Komplette Erneuerung der Produktionsanlagen in Rubiera: Produktion von Formaten bis 120 cm.

2013 Start of production of 20 mm thicknesses. **Début de la production des épaisseurs majorées 20 mm.** Beginn der Produktion der extrastarken 20 mm-Fliesen.

2014 ISO 9001 Certification obtained. **Obtention de la Certification ISO 9001.** Zertifizierung nach ISO 9001.



2015

2016 ISO 50001 Certification obtained UNI EN ISO 45001 Certification obtained. **Obtention de la Certification UNI CEI ISO 50001:2011** Obtention de la certification UNI EN ISO 45001. Zertifizierung nach UNI CEI ISO 50001:2011 Zertifizierung nach UNI EN ISO 45001.

2019 Installation of an spray dryer for the production of ceramic stoneware dough. **Installation d'un atomiseur pour la production de pâte de grès cérame.** Installation eines Zerstäuber zur Herstellung von Feinsteinzeugmasse.

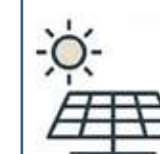


2020

2020 Activated a new generation atomizer of 28,000 kg/h. UPEC Certification obtained. **Atomiseur ATM de dernière génération de 28 000 kg / h activé. Obtention de la Certification UPEC.** Aktivierete den ATM-Zerstäuber der neuesten Generation mit 28,000 Kg/h. Zertifizierung nach UPEC.

2023 installation of a photovoltaic system 25,000 m2 total area 2.5 million kW of power. **Installation d'un système photovoltaïque de 25 000 m2, couverture totale de 2,5 millions de kW de puissance.** Installation einer Photovoltaikanlage von 25.000 m2 und mit vollstaendiger Abdeckung. Leistung : 2,5 Millionen KW.

2024 Acquisition of Domus Linea. **Acquisition de Domus Linea.** Übernahme von Domus Linea.



2025

2025 Installation of a high-efficiency cogeneration plant and launch of production of the new 120x120 cm format: a dual investment in innovation and performance. **Installation d'une centrale de cogénération à haute efficacité et lancement de la production du nouveau format 120x120 cm : un double investissement dans l'innovation et la performance.** Installation einer hocheffizienten Kraft-Wärme-Kopplungsanlage und Start der Produktion des neuen Formats 120x120 cm: eine doppelte Investition in Innovation und Leistung.

2026 UPECF+ Certification obtained. **Obtention de la Certification UPECF+.** Zertifizierung nach UPECF+.



L'essenza della ceramica italiana.

I numeri di Ecodado+ Group raccontano chi siamo: la forza congiunta di quattro aziende associate. Una realtà industriale solida e in continua evoluzione, capace di coniugare innovazione tecnologica, capacità produttiva e attenzione all'ambiente, portando l'eccellenza della ceramica italiana nel mondo.

The essence of Italian ceramics. The numbers behind Ecodado+ Group tell our story: the combined strength of four associated companies. We are a solid, ever-evolving industrial reality, capable of merging technological innovation, production capacity, and environmental stewardship, bringing the quality of Italian ceramics to the world.


L'essence de la céramique italienne. Les chiffres d'Ecodado+ Group racontent qui nous sommes : la force conjointe de quatre sociétés associées. Une réalité industrielle solide et en constante évolution, capable d'allier innovation technologique, capacité de production et respect de l'environnement, portant l'excellence de la céramique italienne dans le monde entier.

Die Essenz italienischer Keramik. Die Kennzahlen der Ecodado+ Group erzählen unsere Geschichte: die gebündelte Kraft von vier Partnerunternehmen. Wir sind ein solides, sich ständig weiterentwickelndes Industrieunternehmen, das technologische Innovation, Produktionskapazität und Umweltbewusstsein vereint und die Qualität italienischer Keramik in die Welt trägt.



4

Laboratori
Workshops
Laboratoires
Labor



5

Stabilimenti
Operations
Etablissements
Werke



6

Depositi
Warehouses
Dépôts
Laeger



1

Atomizzatore
Atomizer
Atomiseur
Atomizer



>22%

Materiale riciclato
Recycled material
Recycled material
Recycled material



>60

Le nazioni servite
Countries served
Les nations servies
Belieferten Laenderù



11.000.000 mq

Capacità produttiva per anno
Production capacity per year
Capacité de production par année
Jaerliche Produktionskapazitaet



300.000 mq

Area industriale
Industrial area
Zone industrielle
Industriegebiet



36.000 mq

Capacità produttiva per giorno
Production capacity per day
Capacité de production par jour
Taegliche Produktionskapazitaet



CERTIFICATIONS

Design consapevole, produzione responsabile.

Dado Ceramica adotta processi produttivi a basso impatto ambientale:

- 100 % riciclo delle acque di processo
- 100 % degli scarti crudi e cotti
- Riduzione costante delle emissioni e dei consumi energetici

La lunga durata del gres porcellanato riduce gli interventi di sostituzione e manutenzione, contribuendo a un consumo più sostenibile delle risorse.



Conscious design, responsible production.

Dado Ceramica adopts low environmental impact manufacturing processes:

- 100% recycling of process water
- 100% recovery of unfired and fired waste
- Continuous reduction of emissions and energy consumption.

The long-lasting durability of porcelain stoneware reduces replacement and maintenance needs, contributing to more sustainable resource use.

Design responsible, production durable.

Dado Ceramica adopte des processus de fabrication à faible impact environnemental :

- Recyclage à 100 % des eaux de process
- Récupération 100 % des déchets crus et cuits
- Réduction continue des émissions et de la consommation énergétique.

La grande durabilité du grès cérame limite les interventions de remplacement et de maintenance, contribuant à une utilisation plus durable des ressources.

Bewusstes Design, verantwortungsvolle Produktion.

Dado Ceramica setzt auf Produktionsprozesse mit geringer Umweltbelastung:

- 100 % Recycling des Prozesswassers
- Vollständige Rückgewinnung von Roh- und Brennverlusten
- Kontinuierliche Reduzierung von Emissionen und Energieverbrauch.

La grande durabilité du grès cérame limite les interventions de remplacement et de maintenance, contribuant à une utilisation plus durable des ressources.

UPEC | UPEC F+
 EN ISO 9001:2015
 EN ISO 14001:2015
 EN ISO 50001:2018
 EN ISO 45001:2018
 UNI EN ISO 14021: 2016
 ENVIRONMENTAL PRODUCT DECLARATION (EPD)

I valori della ceramica.

The benefits of ceramic tiles.

Les avantages de la céramique.

Die Vorteile der Keramik.

Igienica La ceramica è uno dei materiali più igienici, non fa odore, si pulisce facilmente con tutti i prodotti per la pulizia della casa. **Hygienic** Ceramic is one of the most hygienic of all materials. It's odourless and easy to clean using any household detergent. **Hygiénique** La céramique est l'un des matériaux les plus hygiéniques, elle ne sent pas, elle est nettoyée facilement avec tous les produits. **Hygienisch** de nettoyage ménagers. Keramik ist eines der beliebtesten hygienischen Materialien, geruchlos, leicht zu reinigen mit allen Hausreinigungsmitteln.

Sicura La ceramica è un materiale sicuro, che viene dalla terra, quindi naturale, non contiene plastica ed è completamente riciclabile. **Safe** Ceramic is a safe, natural material that originates from the earth. It does not contain plastic and is completely recyclable. **Sécurité** La céramique est un matériau sûr, qui vient de la terre, donc naturel, ne contient pas de plastique et est entièrement recyclable. **Sicher** Keramik ist ein sicheres Material, das kommt von der Erde, so natürlich, enthält es nicht Kunststoff und ist vollständig recycelbar.

Dura a lungo La ceramica è un materiale duraturo, inalterabile, si pulisce facilmente ed è sempre come nuovo anche col passare del tempo. **Long-lasting** Ceramic is a durable and hard-wearing material. It's easy to clean and always looks as good as new. **Dure longtemps** La céramique est un matériau durable et inaltérable, elle est facile à nettoyer et est toujours comme neuve même au fil du temps. **Haltbar** Keramik ist ein dauerhaftes Material, unveränderlich, leicht zu reinigen und auch mit der Zeit ist immer so wie neu.

Versatile La ceramica - con la sua infinita varietà di formati e superfici - è adatta per ogni ambiente, ideale per pavimenti e pareti, per piani di lavoro e tavoli. **Versatile** With its infinite variety of sizes and surfaces, ceramic is suitable for any application, whether floors or walls, countertops or tables. **Polyvalent** La céramique - avec sa variété infinie de formats et de surfaces - convient à tout environnement, idéale pour les sols et les murs, pour les plans de travail et les tables. **Vielseitig** Keramik mit der unendlichen Vielfalt von Formaten und Oberflächen ist für jeden Raum geeignet, ideal für Böden und Wände, für Arbeitsflächen und Tische.

Resistente La ceramica è un materiale forte perché non si deforma, non gela e resiste ai detergenti chimici più aggressivi. **Resistant** Ceramic is a strong material that does not change shape or freeze and is resistant to even the most aggressive chemical detergents. **Résistant** La céramique est un matériau solide car elle ne se déforme pas, ne gèle pas et résiste aux détergents chimiques les plus agressifs. **Beständig** Keramik ist ein starkes Material, weil verformt sich nicht, friert nicht ein und widersteht aggressivere chemische Reiniger.

Non brucia In caso di incendio, la ceramica non rilascia sostanze nocive, né per l'uomo né per l'ambiente, perché non brucia. **It does not burn** It does not burn and in the event of fire does not release substances that are harmful to people or the environment. **Ve brûle pas** En cas d'incendie, la céramique ne dégage pas de substances nocives, ni pour l'homme ni pour l'environnement, car elle ne brûle pas. **Feuerfest** Im Brandfall löst sich die Keramik nicht Schadstoffe, weder für den Menschen noch für die Umwelt, weil es nicht brennt.

Stabile Un pavimento in ceramica è pratico e stabile e si posa facilmente nei negozi, nei ristoranti, negli uffici e in ogni tipo di locale. **Stable** A ceramic floor is practical, stable and can be easily skillfully installed in shops, restaurants, offices and surfaces of all kinds. **Stable** Un sol en céramique est pratique et stable et peut être facilement installé dans les magasins, restaurants, bureaux et dans tous les types de locaux. **Stabil** Ein Keramikboden ist praktisch und stabil und passt ohne Probleme in Geschäfte, in Restaurants, Büros und Lokalen allen Arten.

Ecologica La ceramica è un materiale sostenibile che rispetta l'ambiente e la salute perché è prodotta in conformità con tutte le normative europee. **Ecofriendly** Ceramic is a sustainable material that is healthy and environment-friendly because it is produced in full compliance with European and American standards. **Écologique** La céramique est un matériau durable qui respecte l'environnement et la santé car il est produit dans le respect de toutes les réglementations européennes. **Ökologisch** Keramik ist ein nachhaltiges Material, das die Umwelt und die Gesundheit respektiert, in Übereinstimmung mit allen Vorschriften der europäischen Normen.



Oltre la Superficie: Estetica e Performance.

Beyond the Surface: Aesthetics and Performance.

Au-delà de la Surface : Esthétique et Performances.

Jenseits der Oberfläche: Ästhetik und Leistung.

Le superfici 3D sono state sviluppate attraverso la combinazione delle più innovative tecnologie produttive e di materie prime di altissima qualità. Questi prodotti, identificati con logo 3d, hanno una superficie tridimensionale, ottenuta durante il processo di lavorazione, che mostra maggiore profondità sui motivi selezionati.

The 3D surfaces have been developed through the combination of cutting edge technology and of premium raw materials. These products, showing 3D logo, have a three-dimensional surface, also known as carving that is obtained during the manufacturing process, showing more depth on the selected patterns.

Les surfaces 3D ont été développées grâce à la combinaison de technologies de production les plus innovantes et matières premières de la plus haute qualité. Ces produits, identifiés par un logo 3D, ont une surface tridimensionnelle, obtenue au cours du processus de fabrication, qui montre plus de profondeur sur les motifs sélectionnés.

Die 3D Oberflächen sind durch die Kombination der innovativsten Produktionstechnologien und dank sehr hochwertiger Rohstoffe entwickelt worden. Diese Produkte, die mit Logo 3D gekennzeichnet werden, haben eine dreidimensionale Oberfläche die während des Herstellungsprozesses erhalten worden ist : diese Prozesse zeigt außerdem mehr Tiefe bei den ausgewählten Motiven.

Il gres porcellanato **naturale**, risultante dalla produzione del gres senza applicazione di ulteriori processi, si presenta con una superficie più o meno ruvida e non brillante. Risulta avere delle performance tecniche più adatte in ambienti o installazioni ad intenso traffico o in cui vengono spesso usati agenti chimici aggressivi. Le caratteristiche tecniche garantiscono risultati duraturi.

The **natural finish** porcelain stoneware is the product as it comes out of the kiln, without any additional treatment. The surface can have different degrees of roughness depending on the item and glaze, and always a non shiny, matt, surface. It is the most suitable product for high traffic areas or where intense and frequent cleaning is done with the use of aggressive chemical agents. The technical characteristics of this finish guarantee long lasting results.

Le grès cérame **naturel**, issu de la fabrication de grès sans aucune autre transformation, présente une surface plus ou moins rugueuse et non pas brillante. Il présente des performances techniques les plus appropriées dans les environnements ou les installations à trafic intense ou dans lesquels des agents chimiques agressifs sont souvent utilisés. Les caractéristiques techniques garantissent des résultats durables.

Natursteinzeug, das bei der Herstellung von Steinzeug ohne weitere Verfahren anfällt, zeigt eine mehr oder weniger raue und nicht brillante Oberfläche. Es hat die am besten geeignete technische Leistung in Umgebungen oder Anlagen mit hohem Verkehrsaufkommen oder wo häufig aggressive chemische Mittel verwendet werden. Die technischen Eigenschaften garantieren dauerhafte Ergebnisse.

La finitura **Lappato plus+** conferisce alla piastrella la lucentezza e la riflettenza tipici di uno specchio. Si tratta di un procedimento meccanico in cui le mole vanno a lavorare la speciale graniglia sulla superficie della piastrella, riducendone la rugosità, fino a renderla perfettamente liscia, come uno specchio appunto, e permettendo alla stessa di brillare di luce riflessa. La piastrella con finitura lappato plus presenta una maggior definizione della grafica ed una brillantezza inusuale che la rendono adatta a tutti gli ambienti.

The **Lappato plus+** production process reaches the sheen and light reflectance of a mirror. It is a mechanical process in which the grindstones smoothen the special grit (graniglia) until a perfect smoothing is achieved and light can be reflected in mirror like fashion. Graphics are better defined and the unusual brightness make for an outstanding look capable to enhance all and any setting.

La finition **Lappato plus+** confère aux carreaux la brillance et la réflectance typiques d'un miroir. C'est un processus mécanique dans lequel les meules travaillent le grain spécial sur la surface du carreau, en réduisant sa rugosité, en le rendant parfaitement lisse, à la manière d'un miroir, et en lui permettant de briller avec une lumière réfléchie. La tuile avec une finition Lappato Plus a une plus grande définition du graphique et une brillance inhabituelle qui le rendent approprié à tous les environnements.

Die Behandlung **Lappato plus+** verleiht der Fliese den für einen Spiegel typischen Glanz und Reflexionsgrad. Es ist ein mechanischer Vorgang, bei dem die Schleifscheiben das Spezialekorn auf der Fliesenoberfläche bearbeiten, die Rauheit reduzieren, sie perfekt glatt wie ein Spiegel machen und sie mit reflektiertem Licht leuchten lassen. Die Lappato + Fliese hat eine bessere Definition der Grafik und eine ungewöhnliche Brillanz, die sie für alle Bereiche geeignet macht.

Un catalogo, possibilità infinite!!

Grazie alla particolare attenzione allo sviluppo grafico, all'utilizzo della tecnologia digitale a 8 colori e alla stabile formulazione degli smalti è possibile abbinare fra loro materiali di serie diverse per tipologia, struttura e finitura. Non solo abbinamenti fra articoli della stessa serie ma un insieme di colori e superfici che possono essere mescolati fra loro rendendo ogni ambiente veramente unico e realizzato su misura. In questa sezione, e anche all'interno del catalogo, abbiamo inserito alcune proposte Cross & Match: non sono le uniche possibili, divertitevi a creare il vostro ambiente.

One catalogue, endless possibilities!!



Thanks to special attention to the developing of the graphic, to the use of 8 colors digital printers and the stable formulation of the glazes you can match items of different types, textures and finishes. Not only combinations between articles of the same collection but a set of colors and surfaces that can be mixed together making each ambiente truly unique and tailored. In this section, and also in the catalogue, we have included some Cross & Match proposals: they are not the only ones possible, have fun creating your environment.

Un catalogue, des possibilités infinies !!

Grâce à l'attention particulière portée au développement graphique, à l'utilisation de la technologie numérique 8 couleurs et à la formulation stable des glaçures, il est possible de combiner des matériaux de différentes séries pour le type, la structure et la finition. Non seulement des combinaisons entre des articles de la même série, mais un ensemble de couleurs et de surfaces qui peuvent être mélangées pour rendre chaque environnement vraiment unique et sur mesure. Dans cette section, et également dans le catalogue, nous avons inclus quelques propositions Cross & Match: elles ne sont pas les seules possibles, amusez-vous à créer votre environnement.

Ein Katalog, unendliche Möglichkeiten !!


Dank der besonderen Aufmerksamkeit für die grafische Entwicklung, des Einsatzes der 8-Farben-Digitaltechnik und der stabilen Formulierung der Glasuren ist es möglich, Materialien aus verschiedenen Serien für Typ, Struktur und Ausführung zu kombinieren. Nicht nur Kombinationen zwischen Artikeln derselben Serie, sondern auch eine Reihe von Farben und Oberflächen, die miteinander gemischt werden können, wodurch jede Umgebung wirklich einzigartig und maßgeschneidert wird. In diesem Abschnitt und auch im Katalog haben wir einige Cross & Match-Vorschläge aufgenommen: Sie sind nicht die einzig möglichen, viel Spaß beim Erstellen Ihren Räume.



GARE
Grey
60x120



ESSENZE
Cannella
20x122



WALLPAPERS
Golden Fern
60x120



IKON
Mindi
20x122-5x122



ARGOS
Black
60x120




IKON
Walnut
20x122-5x122



ULTRA SOLID
Beige
60x60



SERICA
Cinder
60x120



SERICA
Ivory
60x120








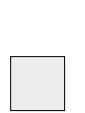





BLAZE
Chocolate
60x120

















MEIKE
Quercia
20x122

SIZE RANGE

 Dado Ceramica Pavimenti e Rivestimenti Floor & Wall tiles	10 mm	9,5 mm								
										
	120x120 48"x48" Rett.	60x120 24"x48" Rett.	59x118 23"x46.5" Rett.	30x122 12"x48" Rett.	20x122 8"x48" Rett.	80x80 32"x32" Rett.	60x60 24"x24" Rett.	30x90 12"x36" Rett.	30x60 12"x24" Rett.	20x20 8"x8" Rett.
ARGOS	•	•								
ARTISTIC STONE										
ASPEN		•					•			
ASPEN OUT								•		
ATMOSFERE										
BLAZE	•	•								
BRICKONE										
BLUE WAVE										
CEMENTI		•					•		•	
CHARME	•	•	•							
EMOTION	•	•				•				
EMOTION OUT		•								
ESSENZE				•	•					
ESSENZE OUT										
EVOQ		•				•				
FABRIC		•					•		•	
GARE DU NORD		•				•	•		•	
GARE OUT										
GEOLOGY	•	•								
GEOSTONE	•	•				•				
HARMONY										
IKON				•	•					
LIVING										
MASK		•								
MEIKE				•	•					
MURETTO SASSONE										
NATURE		•					•		•	
NATURE OUT							•			
PAINT		•					•		•	•
PIETRA DI BALI										
PIETRA DI BAVIERA							•		•	
PIETRA DI VALS		•					•		•	
PIETRA DI VALS OUT										
PIETRONE / ROCCIONE										
RIVESTIMENTI 30X60										
SASSONE										
SERICA	•	•								
SIERRA					•					
SOHO										
SOLID	•	•				•	•		•	
STONE MIX										
TAVELLONE										
TREVISTONE	•	•								
UNIVERSAL OAK					•					
UNICOLOR										
VILLAGE COLOR										
VINCI										
WALLPAPERS		•								

SIZE RANGE

 Dado Ceramica Pavimenti e Rivestimenti Floor & Wall tiles	9 mm						8,5 mm	8 mm	7,5 mm		6 mm		
													
	25x75 10"x30" Rett.	31x62 12"x24" Nat.	30x60 12"x24" Nat.	15,3x31 6"x12" Nat.	15x15 6"x6" Rett.	7,4x31 3"x12" Nat.	15x60 6"x24" Rett.	60x60 24"x24" Rett.	30x60 12"x24" Rett.	31x62 12"x24" Nat.	15x15 6"x6" Rett.	31x62 12"x24" Nat.	20x20 8"x8" Rett.
ARGOS								•					
ARTISTIC STONE	•												
ASPEN		•	•										
ASPEN OUT		•		•									
ATMOSFERE													
BLAZE								•	•				
BRICKONE						•							
BLUE WAVE										•	•		
CEMENTI													
CHARME								•	•				
EMOTION								•	•				
EMOTION OUT								•					
ESSENZE							•						
ESSENZE OUT							•						
EVOQ								•	•				
FABRIC													
GARE DU NORD													
GARE OUT		•											
GEOLOGY								•	•				
GEOSTONE								•	•	•			
HARMONY	•												
IKON													
LIVING		•				•							
MASK								•	•				
MEIKE													
MURETTO SASSONE			•										
NATURE													
NATURE OUT		•		•									
PAINT													
PIETRA DI BALI										•	•		
PIETRA DI BAVIERA													
PIETRA DI VALS													
PIETRA DI VALS OUT													
PIETRONE / ROCCIONE													
RIVESTIMENTI 30X60													
SASSONE													
SERICA								•	•				
SIERRA													
SOHO	•												
SOLID												•	
STONE MIX													
TAVELLONE		•											
TREVISTONE										•			
UNIVERSAL OAK													
UNICOLOR													•
VILLAGE COLOR	•												
VINCI	•												
WALLPAPERS													

ULTRA OUTDOOR SIZE INDEX

Gres porcellanato Rettificato Rectified Porcelain stoneware. Grès cérame rectifié. Feinsteinzeug Geschliffen einkalibrig	≅ 20 mm 3/4"					≅ 30 mm 1 1/4"		
	60x120 24"x48"	30x122 12"x48"	80x80* 32"x32"	40x80* 16"x32"	60x60 24"x24"	80x80 32"x32"	40x80 16"x32"	60x60 24"x24"
ULTRA ARGOS BEIGE								
ULTRA ARGOS GREY								
ULTRA ARGOS WHITE								
ULTRA ASPEN ANTRACITE	•		•	•	•			•
ULTRA ASPEN BEIGE	•				•			
ULTRA ASPEN BIANCO								
ULTRA ASPEN FUMÉ								
ULTRA ASPEN GRIGIO	•		•	•	•			•
ULTRA BARGE								
ULTRA BASIC GREY								•
ULTRA CONTEMPORARY BROWN								
ULTRA CONTEMPORARY LIGHT GREY	•		•					•
ULTRA CONTERO STONE GREIGE	•						•	
ULTRA CONTERO STONE IVORY	•						•	
ULTRA CONTERO STONE OFF-WHITE	•						•	
ULTRA CULT GREY								
ULTRA DOWNTOWN WOOD WARM		•						
ULTRA ERMETICA BIANCO								•
ULTRA ERMETICA GRIGIO								
ULTRA ERMETICA LAVAGNA								
ULTRA ESSENZE CANNELLA		•		•				
ULTRA ESSENZE GELSOMINO				•				
ULTRA ESSENZE SANDALO				•				
ULTRA ESSENZE VANIGLIA				•				
ULTRA EVOQ AVORIO					•			
ULTRA EVOQ NERO					•			
ULTRA EVOQ NIGHT					•			
ULTRA GARE GRAPHITE					•			•
ULTRA GARE SAND					•			•
ULTRA GEOSTONE IVORY			•		•			•
ULTRA GEOSTONE TAUPE			•		•			•
ULTRA IKON AMBER		•					•	
ULTRA LANDSCAPE DAY					•			
ULTRA LANDSCAPE NIGHT					•			
ULTRA MANSION MID					•			
ULTRA MANSION WARM					•			
ULTRA MASK GRAPHITE					•			•
ULTRA MASK IVORY					•			•
ULTRA MASK SILVER					•			•
ULTRA MASK TOBACCO					•			•
ULTRA MUSTANG					•			•
ULTRA NEW STONE DAINO					•			
ULTRA NEW STONE LEPRE	•				•			
ULTRA NEW STONE VISONE	•				•			
ULTRA PIETRA DI BAVIERA					•			
ULTRA PIETRA DI VALS DARK					•			
ULTRA PIETRA DI VALS LIGHT	•				•			
ULTRA QUEENSTONE ACCIAIO	•				•			
ULTRA QUEENSTONE AVORIO	•				•			
ULTRA RIGATONE FRAME MID	•				•			
ULTRA SCOUT BEIGE	•		•		•		•	•
ULTRA SCOUT BLACK					•			
ULTRA SCOUT FOG			•		•			
ULTRA SCOUT SMOKE					•			•
ULTRA SCOUT WHITE					•			
ULTRA SELCIATO					•			
ULTRA SENSI MEDIUM					•			•
ULTRA SERICA BONE	•				•		•	•
ULTRA SERICA IVORY	•				•		•	•
ULTRA SERICA CINDER	•				•		•	•
ULTRA SHELLSTONE BEIGE	•				•		•	•
ULTRA SHELLSTONE BIANCO	•				•		•	•
ULTRA SHELLSTONE GRIGIO					•		•	•
ULTRA SHELLSTONE TAUPE	•				•		•	•
ULTRA SLATE GREY					•			•
ULTRA SOLID WHITE					•			
ULTRA SOLID LIGHT GREY					•			
ULTRA SOLID BLACK					•			•
ULTRA SOLID BEIGE					•			•
ULTRA SOLID GREY					•	•	•	•
ULTRA TIME STONE CENERE	•				•			•
ULTRA TIME STONE GHIACCIO					•			•
ULTRA TIME STONE GRAFITE	•				•			•
ULTRA TIME STONE SABBIA	•				•			•
ULTRA TREVISTONE GOLD	•				•			•
ULTRA TREVISTONE IVORY	•				•			•
ULTRA WOOD					•			•

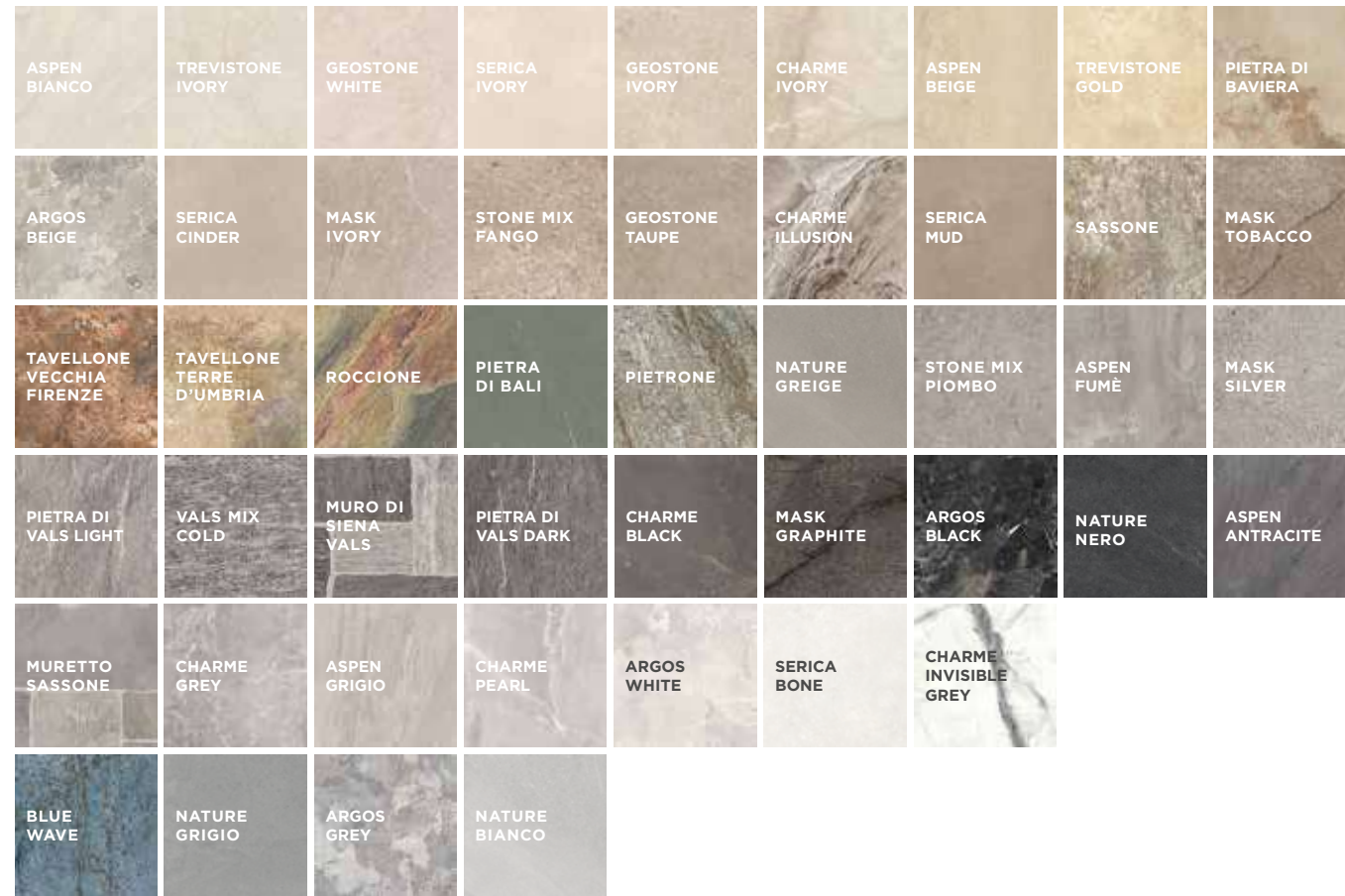
SLIP RESISTANCE INDEX

Pavimenti Floor	ARGOS	ASPEN	BLAZE	BLUE WAVE	BRICKONE	CEMENTI	CHARME	EMOTION	ESSENZE	EVOQ	FABRIC	GARE DU NORD	GEOLOGY	GEOSTONE	IKON	MASK	MEIKE	MURETTO SASSONE	NATURE	PAINT	PIETRA DI BALI	PIETRA DI BAVIERA	PIETRA DI VALS	PIETRONE	ROCCIONE	SASSONE	SERICA	SIERRA	SOLID	STONE MIX	TAVELLONE	TREVISTONE	UNIVERSAL OAK	WALLPAPERS				
R9 A																																						
120x120 48"x48" RTT								•	•																													
80x80 32"x32" RTT									•		•																											
60x120 24"x48" RTT												•	•	•		•	•																				•	
60x60 24"x24" RTT															•	•	•																					
30x60 12"x24" RTT															•	•	•																					
20x122 8"x48" RTT																																						
15x60 6"x24" RTT																																						
15,3x31 6"x12" NAT																																						
R10 A+B																																						
120x120 48"x48" RTT	•	•												•	•													•		•							•	
80x80 32"x32" RTT														•	•																						•	
60x120 24"x48" RTT	•	•	•											•	•	•					•	•		•				•		•						•		
60x60 24"x24" RTT	•	•	•											•	•	•					•	•		•	•			•		•						•		
30x60 12"x24" RTT		•	•											•	•						•	•		•	•			•		•								
30x122 12"x48" RTT																																						
20x122 8"x48" RTT																																						
20x20 8"x8" RTT																																						
31x62 12"x24" NAT		•																																				
7,4x31 3"x12" NAT																																						
R11 A+B+C																																						
60x120 24"x48" RTT			•											•	•														•								•	
60x60 24"x24" RTT																																						
31x62 12"x24" NAT		•	•											•	•					•	•		•	•	•			•		•						•		
15x60 6"x24" NAT																																						
15x15 6"x6" NAT																																						
15,3x31 6"x12" NAT		•																																				
ULTRA OUTDOOR																																						


DETTAGLI A PAGINA 22. DETAILS AT PAGE 22. DÉTAILS PAGE 22. DETAIL AUF DER SEITE 22.

COLOR INDEX


effetto pietra • stone look



effetto legno • wood look



effetto carte da parati • wallpapers look




COLOR INDEX

effetto cemento • concrete look




wall tiles • rivestimenti



R11 STANDARD THICKNESS COLOR INDEX

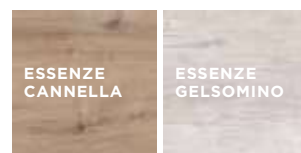
R11 effetto pietra • stone look



R11 effetto cemento • concrete look



R11 effetto legno • wood look




R11 ULTRA OUTDOOR COLOR INDEX

R11 effetto pietra • stone look



R11 effetto cemento • concrete look



R11 effetto legno • wood look



marble & stone look

effetto marmo e pietra

GEOSTONE	PG 30
SERICA	PG 36
TREVISTONE	PG 42
CHARME	PG 48
ARGOS	PG 54
MASK	PG 58
NATURE	PG 64
ASPEN	PG 68
PIETRA DI VALS	PG 72
PIETRA DI BAVIERA	PG 76
STONE MIX	PG 80
PIETRA DI BALI / BLUE WAVE	PG 84
PIETRONE / ROCCIONE	PG 88
SASSONE	PG 92
TAVELLONE	PG 96



GEOSTONE IVORY 60x120 cm, IVORY OUT 60x120 cm R11

GEOSTONE Collection

GRES PORCELLANATO IMPASTO COLORATO

COLORED BODY PORCELAIN STONEWARE
GRÈS CÉRAME MASSE COLORÉ
FEINSTEINZEUG MIT EINGEFAERBTEN SCHERBEN




MARBLE&STONE LOOK

colori • colors • couleurs • farben



CONCRETE&RESIN LOOK



WHITE

IVORY

TAUPE

WOOD LOOK

formati • sizes • formats • formate



120x120 48"x48"	60x120 24"x48"	80x80 32"x32"	60x60 24"x24"	31x62 12"x24"
Rettificato Rectified	Rettificato Rectified	Rettificato Rectified	Rettificato Rectified	Naturale Natural
R10 ≅ 10 mm	R10 / R11 ≅ 9,5 mm	R10 ≅ 9,5 mm	R10 ≅ 8 mm	R11 ≅ 8 mm

WALL DESIGN

ULTRA OUTDOOR ≅ 20 mm ≅ 30 mm

Dettagli della gamma spessorati per esterno a pagina 244 . Details of the exterior flooring range on page 244
Détails de la gamme de revêtements de sol extérieurs page 244 . Details zum Außenboden-Sortiment auf Seite 244



80x80 32"x32"	60x60 24"x24"	80x80 32"x32"	60x60 24"x24"
Rettificato Rectified	Rettificato Rectified	Rettificato Rectified	Rettificato Rectified
R11 ≅ 20 mm	R11 ≅ 20 mm	R11 ≅ 30 mm	R11 ≅ 30 mm

OUTDOOR SPACES

SPECIAL PIECES IN&OUT

Per una posa ottimale si raccomanda l'utilizzo di distanziatori autolivellanti. For an optimum installation we recommend the use of self-leveling spacers.

geostone color and graphic variation

V3

geostone **white**



geostone **ivory**







geostone **taupe**




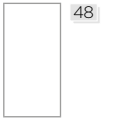
geostone sizes and surfaces



indoor R10

 <p>120x120 cm Rettificato 48"x48" Rectified R10 ± 10 mm 535 ■ 304417 Geostone White 304419 Geostone Ivory 304421 Geostone Taupe</p>	 <p>60x120 cm Rettificato 24"x48" Rectified R10 ± 9,5 mm 581 ■ 304416 Geostone White 304418 Geostone Ivory 304420 Geostone Taupe</p>	 <p>80x80 cm Rettificato 32"x32" Rectified R10 ± 9,5 mm 534 ■ 304474 Geostone Ivory 304475 Geostone Taupe</p>	 <p>60x60 cm Rettificato 24"x24" Rectified R10 ± 8 mm 582 ■ 304387 Geostone White 304388 Geostone Ivory 304389 Geostone Taupe</p>
--	--	--	---

outdoor R11


 <p>60x120 cm Rettificato 24"x48" Rectified R11 ± 9,5 mm 580 ■ 304425 Geostone White OUT 304426 Geostone Ivory OUT</p>	 <p>31x62 cm Naturale 12"x24" Natural R11 ± 8 mm 584 ■ 304427 Geostone White OUT 304428 Geostone Ivory OUT</p>
---	---

ultra outdoor R11


Only: Ivory, Taupe

FORMATI . SIZES ± 20 mm
80x80 cm 32"x32"
60x60 cm 24"x24"

FORMATI . SIZES ± 30 mm
80x80 cm 32"x32"
60x60 cm 24"x24"

 P. 244

special pieces

	 Battiscopa 7x60 cm 20 ■ 502 ■	 * Gradino Frontale Elle Costa Retta 30x120x5 cm 30x60x5 cm 1 ■ 574 ■ 1 ■ 587 ■	 * Gradino Angolare Elle Costa Retta DX 30x120x5 cm 30x60x5 cm 1 ■ 575 ■ 1 ■ 562 ■	 * Gradino Angolare Elle Costa Retta SX 30x120x5 cm 30x60x5 cm 1 ■ 575 ■ 1 ■ 562 ■			
White	802651	802663	802654	802666	802657	802669	802660
Ivory	802652	802664	802655	802667	802658	802670	802661
Taupe	802653	802665	802656	802668	802659	802671	802662


* Disponibili solo su ordinazione . Available on demand

weight and sizes

dimensioni sizes dimensions abmessungen	spessore thickness epaisseur stärke	pz/collo pcs/box pc/boite stk/ktn	mq/collo sqm/box m/boite qm/ktn	kg/collo kg/box kg/boite kg/ktn	colli/pallet box/europal boites/europal ktn/europal	mq/pallet sqm/pallet m/pallet qm/pallet	kg/europal kg/europal kg/europal kg/europal
120x120 Rettificato	10 mm	2	2,88	63,00	20	57,60	1320
80x80 Rettificato	9,5 mm	3	1,92	39,00	32	61,44	1268
60x120 Rettificato	9,5 mm	2	1,44	30,52	35	50,40	1090
60x60 Rettificato	8 mm	5	1,80	32,00	32	57,60	1088
31x62 Naturale	8 mm	8	1,54	24,00	60	92,40	1460

geostone decors

La ripresa grafica tra le diverse lastre di decori può avere una tolleranza contenuta in 3mm. The tile graphic between the different slabs of decors could have a tolerance included in 3 mm. La suite graphique des différents décors peut présenter une tolérance allant jusqu'à 3 mm. Die Fliesengrafik zwischen den verschiedenen Dekorplatten kann eine Toleranz von bis zu 3 mm aufweisen.



304422 544 ■
3D

Rigatino
Geostone White
60x120 cm Rett.
24"x48" Rect.
± 9,5mm

304423 544 ■
3D

Rigatino
Geostone Ivory
60x120 cm Rett.
24"x48" Rect.
± 9,5mm

304424 544 ■
3D

Rigatino
Geostone Taupe
60x120 cm Rett.
24"x48" Rect.
± 9,5mm

Dettaglio struttura 3D
Close UP 3D fluted

Le bacchette sono profili decorativi in alluminio e vengono utilizzati per esaltare le pareti creando ambienti più dinamici ed eleganti sostituendosi alla fuga tradizionale. Decorative profiles have been developed to enhance walls creating dynamic and elegant environments replacing the classic grout. | Les baguettes sont des profilés décoratifs en aluminium et sont utilisées pour valoriser les murs, créant des environnements plus dynamiques et élégants en remplaçant le joint traditionnel. | Die Staebchen sind decorative Profile aus Aluminium und werden gebraucht an der Stelle der traditionellen Listellos um die Waende hochzuwerten. Ziel dafuer ist dynamischere und elegantere Einstellungen zu schaffen.

201723 533 ■
Bacchetta Silver
0,5x60 cm
0.2"x24"

201724 533 ■
Bacchetta Beige
0,5x60 cm
0.2"x24"



Beige

Silver



GEOSTONE RIGATINO TAUPE 60x120 cm

weight and sizes

dimensioni sizes dimensions abmessungen	spessore thickness épaisseur stärke	pz/collo pcs/box pc/boite stk/ktn	mq/collo sqm/box m/boite qm/ktn	kg/collo kg/box kg/boite kg/ktn	colli/pallet box/europal boites/europal ktn/europal	mq/pallet sqm/pallet m/pallet qm/pallet	kg/europal kg/europal kg/europal kg/europal
Rigatino 60x120 Rettificato	9,5 mm	2	1,44	30,52	35	50,40	1090
Bacchetta	5 mm	10	-	-	-	-	-

geostone collection



ULTRA GEOSTONE WHITE 80x80 cm ± 30 mm



GEOSTONE TAUPE 120x120 cm, 60x120 cm



SERICA BONE 60x120 cm

SERICA Collection

GRES PORCELLANATO IMPASTO COLORATO


COLORED BODY PORCELAIN STONEWARE

GRÈS CÉRAME MASSE COLORÉ

FEINSTEINZEUG MIT EINGEFAERBTEN SCHERBEN



colori • colors • couleurs • farben



BONE

CINDER

IVORY

MUD

formati • sizes • formats • formate



120x120 48"x48"
Rettificato
Rectified
R10
≈ 10 mm



60x120 24"x48"
Rettificato
Rectified
R10 / R11
≈ 9,5 mm



60x60 24"x24"
Rettificato
Rectified
R10
≈ 8 mm



30x60 12"x24"
Rettificato
Rectified
R10
≈ 8 mm

ULTRA OUTDOOR ≈ 20 mm ≈ 30 mm

Dettagli della gamma spessorati per esterno a pagina 241. Details of the exterior flooring range on page 241
Détails de la gamme de revêtements de sol extérieurs page 241. Details zum Außenboden-Sortiment auf Seite 241



60x120 24"x48"
Rettificato
Rectified
R11
≈ 20 mm



60x60 24"x24"
Rettificato
Rectified
R11
≈ 20 mm



80x80 32"x32"
Rettificato
Rectified
R11
≈ 30 mm



40x80 16"x32"
Rettificato
Rectified
R11
≈ 30 mm




60x60 24"x24"
Rettificato
Rectified
R11
≈ 30 mm

Per una posa ottimale si raccomanda l'utilizzo di distanziatori autolivellanti. For an optimum installation we recommend the use of self-leveling spacers.

serica color and graphic variation

V2


serica **bone**



serica **cinder**



serica **ivory**



serica **mud**




serica sizes and surfaces



indoor R10



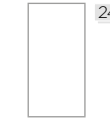
120x120 cm Rettificato
48"x48" Rectified
R10 ± 10 mm
535 ■
304332 Serica Bone
304334 Serica Cinder
304333 Serica Ivory



60x120 cm Rettificato
24"x48" Rectified
R10 ± 9,5 mm
581 ■
304278 Serica Bone
304280 Serica Cinder
304279 Serica Ivory
304281 Serica Mud



60x60 cm Rettificato
24"x24" Rectified
R10 ± 8 mm
582 ■
304293 Serica Bone
304295 Serica Cinder
304294 Serica Ivory



30x60 cm Rettificato
12"x24" Rectified
R10 ± 8 mm
584 ■
304290 Serica Bone
304292 Serica Cinder
304291 Serica Ivory



Mosaico 5x5
30x30 cm Rettificato
12"x12" Rectified
R10 566 ■
304315 Serica Bone
304317 Serica Cinder
304316 Serica Ivory
304318 Serica Mud

outdoor R11



60x120 cm Rettificato
24"x48" Rectified
R11 ± 9,5 mm
580 ■
304296 Serica Bone OUT
304298 Serica Cinder OUT
304297 Serica Ivory OUT

ultra outdoor R11

Only: Bone, Cinder, Ivory

FORMATI . SIZES ± 20 mm

60x120 cm 24"x48"

60x60 cm 24"x24"

FORMATI . SIZES ± 30 mm





80x80 cm 32"x32"

40x80 cm 16"x32"

60x60 cm 24"x24"



special pieces

	 Battiscopa 7x60 cm 20 ■ 502 ■	 * Gradino Frontale Elle Costa Retta 30x120x5 cm 1 ■ 574 ■	 * Gradino Angolare Elle Costa Retta DX 30x120x5 cm 1 ■ 575 ■	 * Gradino Angolare Elle Costa Retta SX 30x120x5 cm 1 ■ 575 ■
Bone	802490	802493	802497	802498
Cinder	802492	802495	802501	802502
Ivory	802491	802494	802499	802500
Mud	-	802496	802503	802504

* **Disponibili solo su ordinazione** . Available on demand

weight and sizes

dimensioni sizes dimensions abmessungen	spessore thickness epaisseur stärke	pz/collo pcs/box pc/boite stk/ktn	mq/collo sqm/box m/boite qm/ktn	kg/collo kg/box kg/boite kg/ktn	colli/pallet box/europal boites/europal ktn/europal	mq/pallet sqm/pallet m/pallet qm/pallet	kg/europal kg/europal kg/europal kg/europal
120x120 Rettificato	10 mm	2	2,88	63,00	20	57,60	1320
60x120 Rettificato	9,5 mm	2	1,44	30,52	35	50,40	1090
60x60 Rettificato	8 mm	5	1,80	32,00	32	57,60	1088
30x60 Rettificato	8 mm	10	1,80	31,00	32	57,60	1010

serica decors

La ripresa grafica tra le diverse lastre di decors può avere una tolleranza contenuta in 3mm. The tile graphic between the different slabs of decors could have a tolerance included in 3 mm. La suite graphique des différents décors peut présenter une tolérance allant jusqu'à 3 mm. Die Fliesengrafik zwischen den verschiedenen Dekorplatten kann eine Toleranz von bis zu 3 mm aufweisen.



304282 544 ■
Rigatino
Serica Bone
60x120 cm Rett.
24"x48" Rect.
± 9,5mm



304284 544 ■
Rigatino
Serica Cinder
60x120 cm Rett.
24"x48" Rect.
± 9,5mm



304283 544 ■
Rigatino
Serica Ivory
60x120 cm Rett.
24"x48" Rect.
± 9,5mm



304285 544 ■
Rigatino
Serica Mud
60x120 cm Rett.
24"x48" Rect.
± 9,5mm



Dettaglio struttura 3D
Close UP 3D fluted



304286 585 ■
Spaccatella
Serica Bone
60x120 cm Rett.
24"x48" Rect.
R10 ± 9,5mm



304288 585 ■
Spaccatella
Serica Cinder
60x120 cm Rett.
24"x48" Rect.
R10 ± 9,5mm



304287 585 ■
Spaccatella
Serica Ivory
60x120 cm Rett.
24"x48" Rect.
R10 ± 9,5mm



304289 585 ■
Spaccatella
Serica Mud
60x120 cm Rett.
24"x48" Rect.
R10 ± 9,5mm



Dettaglio Spaccatella
Close UP Spaccatella

SPACCATELLA
Domanda di brevetto depositata
Patent pending
Demande de brevet déposée
Eingereichte Patentanmeldung

Le bacchette sono profili decorativi in alluminio e vengono utilizzati per esaltare le pareti creando ambienti più dinamici ed eleganti sostituendosi alla fuga tradizionale. Decorative profiles have been developed to enhance walls creating dynamic and elegant environments replacing the classic grout. | Les baguettes sont des profilés décoratifs en aluminium et sont utilisées pour valoriser les murs, créant des environnements plus dynamiques et élégants en remplaçant le joint traditionnel. | Die Staebchen sind decorative Profile aus Aluminium und werden gebraucht an der Stelle der traditionellen Listellos um die Waende hochzuwerten. Ziel dafuer ist dynamischere und elegantere Einstellungen zu schaffen.

- 201723 533** ■ Bacchetta Silver 0,5x60 cm 0.2"x24"
- 201724 533** ■ Bacchetta Beige 0,5x60 cm 0.2"x24"



weight and sizes							
dimensioni sizes dimensions abmessungen	spessore thickness épaisseur stärke	pz/collo pc/box pc/boite stk/ktn	mq/collo sqm/box m/boite qm/ktn	kg/collo kg/box kg/boite kg/ktn	colli/pallet box/europal boites/europal ktn/europal	mq/pallet sqm/pallet m/pallet qm/pallet	kg/europal kg/europal kg/europal kg/europal
Rigatino 60x120 Rettificato	9,5 mm	2	1,44	30,52	35	50,40	1090
Spaccatella 60x120 Rettificato	9,5 mm	2	1,44	30,52	35	50,40	1090
Bacchetta	5 mm	10	-	-	-	-	-


serica collection



SERICA CINDER, RIGATINO CINDER 60x120 cm | BACCHETTA SILVER 0,5x60 cm



SERICA MUD 60x120 cm | BACCHETTA BEIGE 0,5x60 cm



ULTRA TREVISTONE GOLD 120x120 cm

TREVISTONE Collection

GRES PORCELLANATO IMPASTO COLORATO

COLORED BODY PORCELAIN STONEWARE

GRÈS CÉRAME MASSE COLORÉ

FEINSTEINZEUG MIT EINGEFAERBTEN SCHERBEN



colori • colors • couleurs • farben

V3



GOLD


IVORY

formati • sizes • formats • formate

DCOF
≥0.42

R10

R11



120x120 48"x48"
Rettificato
Rectified
R10
≈ 10 mm



60x120 24"x48"
Rettificato
Rectified
R10 / R11
≈ 9,5 mm



60x60 24"x24"
Rettificato
Rectified
R10
≈ 8 mm



31x62 12"x24"
Naturale
Natural
R11
≈ 8 mm

ULTRA OUTDOOR ≈ 20 mm ≈ 30 mm

Dettagli della gamma spessorati per esterno a pagina 244 . Details of the exterior flooring range on page 244
Détails de la gamme de revêtements de sol extérieurs page 244 . Details zum Außenboden-Sortiment auf Seite 244

DCOF
≥0.42


R11



60x120 24"x48"
Rettificato
Rectified
R11
≈ 20 mm



60x60 24"x24"
Rettificato
Rectified
R11
≈ 20 mm



40x80 16"x32"
Rettificato
Rectified
R11
≈ 30 mm



60x60 24"x24"
Rettificato
Rectified
R11
≈ 30 mm

Per una posa ottimale si raccomanda l'utilizzo di distanziatori autolivellanti. For an optimum installation we recommend the use of self-leveling spacers.

trevistone color and graphic variation

V3

Trevistone **Gold**




Trevistone **Ivory**




trevistone sizes and surfaces



indoor R10



120x120 cm Rettificato
48"x48" Rectified
R10 ± 10 mm
535 ■
005865 Trevistone Gold
304405 Trevistone Ivory




60x120 cm Rettificato
24"x48" Rectified
R10 ± 9,5 mm
581 ■
005863 Trevistone Gold
304404 Trevistone Ivory

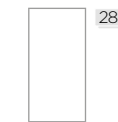


60x60 cm Rettificato
24"x24" Rectified
R10 ± 8 mm
582 ■
005861 Trevistone Gold
304386 Trevistone Ivory

outdoor R11



60x120 cm Rettificato
24"x48" Rectified
R11 ± 9,5 mm
580 ■
005864 Trevistone Gold OUT
304407 Trevistone Ivory OUT



31x62 cm Naturale
12"x24" Natural
R11 ± 8 mm
584 ■
304408 Trevistone Gold OUT
304409 Trevistone Ivory OUT

ultra outdoor R11

FORMATI . SIZES ± 20 mm
60x120 cm 24"x48"
60x60 cm 24"x24"

FORMATI . SIZES ± 30 mm
40x80 cm 16"x32"
60x60 cm 24"x24"



special pieces

	 Battiscopa 7x60 cm	 * Gradino Frontale Elle Costa Retta 30x120x5 cm	 * Gradino Angolare Elle Costa Retta DX 30x120x5 cm	 * Gradino Angolare Elle Costa Retta SX 30x120x5 cm	 * Gradino Angolare Elle Costa Retta SX 30x60x5 cm
	20 502 ■	1 574 ■	1 587 ■	1 575 ■	1 562 ■
	802631	802639	802633	802641	802635
Gold			802645 R11	802647 R11	802649 R11
Ivory	802632	802640	802634	802642	802636
			802646 R11	802648 R11	802650 R11

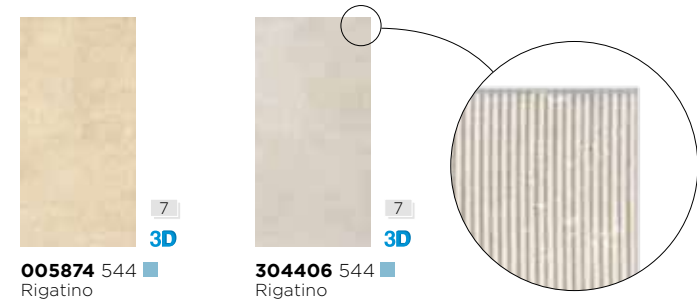
* **Disponibili solo su ordinazione** . Available on demand

weight and sizes

dimensioni sizes dimensions abmessungen	spessore thickness epaisseur stärke	pz/collo pcs/box pc/boite stk/ktn	mq/collo sqm/box m/boite qm/ktn	kg/collo kg/box kg/boite kg/ktn	colli/pallet box/europal boites/europal ktn/europal	mq/pallet sqm/pallet m/pallet qm/pallet	kg/europal kg/europal kg/europal kg/europal
120x120 Rettificato	10 mm	2	2,88	63,00	20	57,60	1320
60x120 Rettificato	9,5 mm	2	1,44	30,52	35	50,40	1090
60x60 Rettificato	8 mm	5	1,80	32,00	32	57,60	1088
31x62 Naturale	8 mm	8	1,54	24,00	60	92,40	1460

trevistone decors

La ripresa grafica tra le diverse lastre di decors può avere una tolleranza contenuta in 3mm. The tile graphic between the different slabs of decors could have a tolerance included in 3 mm. La suite graphique des différents décors peut présenter une tolérance allant jusqu'à 3 mm. Die Fliesengrafik zwischen den verschiedenen Dekorplatten kann eine Toleranz von bis zu 3 mm aufweisen.



005874 544 ■
Rigatino
Trevistone Gold
60x120 cm Rett.
24"x48" Rect.
± 9,5mm

304406 544 ■
Rigatino
Trevistone Ivory
60x120 cm Rett.
24"x48" Rect.
± 9,5mm

Dettaglio struttura 3D
Close UP 3D fluted

Le bacchette sono profili decorativi in alluminio e vengono utilizzati per esaltare le pareti creando ambienti più dinamici ed eleganti sostituendosi alla fuga tradizionale. Decorative profiles have been developed to enhance walls creating dynamic and elegant environments replacing the classic grout. | Les baguettes sont des profilés décoratifs en aluminium et sont utilisées pour valoriser les murs, créant des environnements plus dynamiques et élégants en remplaçant le joint traditionnel. | Die Staebchen sind decorative Profile aus Aluminium und werden gebraucht an der Stelle der traditionellen Listellos um die Waende hochzuwerten. Ziel dafuer ist dynamischere und elegantere Einstellungen zu schaffen.

201723 533 ■
Bacchetta Silver
0,5x60 cm
0.2"x24"

201724 533 ■
Bacchetta Beige
0,5x60 cm
0.2"x24"



Beige

Silver



TREVISTONE RIGATINO IVORY 60x120 cm

weight and sizes

dimensioni sizes dimensions abmessungen	spessore thickness épaisseur stärke	pz/collo pcs/box pc/boite stk/ktn	mq/collo sqm/box m/boite qm/ktn	kg/collo kg/box kg/boite kg/ktn	colli/pallet box/europal boites/europal ktn/europal	mq/pallet sqm/pallet m/pallet qm/pallet	kg/europal kg/europal kg/europal kg/europal
Rigatino 60x120 Rettificato	9,5 mm	2	1,44	30,52	35	50,40	1090
Bacchetta	5 mm	10	-	-	-	-	-

trevistone special pieces



TREVISTONE IVORY 60x120 cm, RIGATINO IVORY 60x120, IVORY 120x120 cm



TREVISTONE GOLD 60x120 cm | ULTRA TREVISTONE GOLD 60x60 cm ± 20 mm



CHARME PEARL 120x120 cm, GREY 60x120 cm

CHARME Collection

GRES PORCELLANATO IMPASTO COLORATO

COLORED BODY PORCELAIN STONEWARE

GRÈS CÉRAME MASSE COLORÉ

FEINSTEINZEUG MIT EINGEFAERBTEN SCHERBEN



MARBLE&STONE LOOK

colori • colors • couleurs • farben



V2

V3

Illusion

CONCRETE&RESIN LOOK



INVISIBLE GREY



PEARL



GREY



ILLUSION



IVORY



BLACK

WOOD LOOK

WALL DESIGN

formati • sizes • formats • formate



59x118 23"x46.5"
Rettificato
Rectified
LAPPATO *plus*
≈ 9,5 mm



120x120 48"x48"
Rettificato
Rectified
R9
≈ 10 mm



60x120 24"x48"
Rettificato
Rectified
R9
≈ 9,5 mm



60x60 24"x24"
Rettificato
Rectified
R9
≈ 8 mm



30x60 12"x24"
Rettificato
Rectified
R9
≈ 8 mm

R9

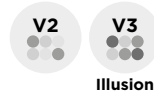
LAPPATO PLUS

OUTDOOR SPACES

SPECIAL PIECES IN&OUT

Per una posa ottimale si raccomanda l'utilizzo di distanziatori autolivellanti. For an optimum installation we recommend the use of self-leveling spacers.

charme color and graphic variation



charme **pearl**



charme **ivory**



charme **grey**



charme **black**



charme **invisible grey**




charme **illusion**




charme sizes and surfaces



indoor R9




120x120 cm Rettificato
48"x48" Rectified
R9 ± 10 mm
535 ■
304339 Charme Pearl
304340 Charme Grey
304344 Charme Ivory



60x120 cm Rettificato
24"x48" Rectified
R9 ± 9,5 mm
581 ■
304059 Charme Pearl
304040 Charme Grey
304065 Charme Ivory
304041 Charme Black
304028 Charme Invisible Grey
304029 Charme Illusion




60x60 cm Rettificato
24"x24" Rectified
R9 ± 8 mm
582 ■
304058 Charme Pearl
304042 Charme Grey
304066 Charme Ivory
304043 Charme Black
304030 Charme Invisible Grey
304031 Charme Illusion



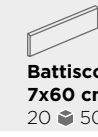
30x60 cm Rettificato
12"x24" Rectified
R9 ± 8 mm
584 ■
304057 Charme Pearl
304044 Charme Grey
304067 Charme Ivory
304045 Charme Black
304032 Charme Invisible Grey
304033 Charme Illusion

lappato plus

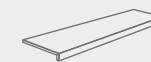


59x118 cm Rettificato
23"x46.5" Rectified
± 9,5 mm
542 ■
304312 Charme Pearl Lappato Plus
304313 Charme Grey Lappato Plus
304311 Charme Ivory Lappato Plus
304314 Charme Black Lappato Plus

special pieces



Battiscopa
7x60 cm
20 ■ 502 ■



* **Gradino Frontale**
Elle Costa Retta
30x120x5 cm
1 ■ 574 ■



* **Gradino Angolare**
Elle Costa Retta DX
30x120x5 cm
1 ■ 575 ■



* **Gradino Angolare**
Elle Costa Retta SX
30x120x5 cm
1 ■ 575 ■

Pearl	802345	802349L	802350L	802351L
Grey	802309	802311L	802312L	802313L
Black	802310	802314L	802315L	802316L
Ivory	802344	802346L	802347L	802348L
Invisible Grey	802289	802303L	802304L	802305L
Illusion	802290	802306L	802307L	802308L

* **Disponibili solo su ordinazione** . Available on demand

weight and sizes

dimensioni sizes dimensions abmessungen	spessore thickness epaisseur stärke	pz/collo pcs/box pc/boite stk/ktn	mq/collo sqm/box m/boite qm/ktn	kg/collo kg/box kg/boite kg/ktn	colli/pallet box/europal boites/europal ktn/europal	mq/pallet sqm/pallet m/pallet qm/pallet	kg/europal kg/europal kg/europal kg/europal
120x120 Rettificato	10 mm	2	2,88	63,00	20	57,60	1320
60x120 Rettificato	9,5 mm	2	1,44	30,52	35	50,40	1090
59x118 Lappato Plus Rettificato	9,5 mm	2	1,39	28,80	35	48,72	1028
60x60 Rettificato	8 mm	5	1,80	32,00	32	57,60	1088
30x60 Rettificato	8 mm	10	1,80	31,00	32	57,60	1010

charme decors



8

3D

304276 544 ■
Rigatino
Charme Pearl
60x120 cm Rett.
24"x48" Rect.
≈ 9,5mm



8

3D

304265 544 ■
Rigatino
Charme Grey
60x120 cm Rett.
24"x48" Rect.
≈ 9,5mm



8

3D


304275 544 ■
Rigatino
Charme Ivory
60x120 cm Rett.
24"x48" Rect.
≈ 9,5mm



8

3D

304277 544 ■
Rigatino
Charme Black
60x120 cm Rett.
24"x48" Rect.
≈ 9,5mm



Dettaglio struttura 3D
Close UP 3D fluted



304186 530 ■
Mos. Cassettone
Charme Black (20x20)
+Charme Ivory (Losanga)
27x31 cm Rett.
10 7/8"x12 3/16" Rect.



304187 530 ■
Mos. Cassettone
Charme Invisible Grey (20x20)
+Charme Black (Losanga)
27x31 cm Rett.
10 7/8"x12 3/16" Rect.



304113 530 ■
Mos. Cassettone
Charme Illusion (20x20)
+ Ikon Amber (Losanga)
27x31 cm Rett.
10 7/8"x12 3/16" Rect.



304182 586 ■
Mos. Triangolo
Cassettone Charme Ivory
7x3,5 cm Rett.
2 3/4"x1 1/8" Rect.



304183 586 ■
Mos. Triangolo
Cassettone Charme Black
7x3,5 cm Rett.
2 3/4"x1 1/8" Rect.



304184 586 ■
Mos. Triangolo
Cassettone Ikon Amber
7x3,5 cm Rett.
2 3/4"x1 1/8" Rect.

weight and sizes

dimensioni sizes dimensions abmessungen	spessore thickness epaisseur stärke	pz/collo pcs/box pc/boite stk/ktn	mq/collo sqm/box m/boite qm/ktn	kg/collo kg/box kg/boite kg/ktn	colli/pallet box/eurolal boites/eurolal ktn/eurolal	mq/pallet sqm/pallet m/pallet qm/pallet	kg/eurolal kg/eurolal kg/eurolal kg/eurolal
Rigatino 60x120 Rettificato	9,5 mm	2	1,44	30,52	35	50,40	1090
Cassettone Charme + Charme 27x31	9,5 mm	12	0,90	-	42	37,80	-
Cassettone Charme + Ikon 27x31	9,5 mm	10	0,75	-	42	31,50	-

charme collection



CHARME ILLUSION 60x120 cm



CHARME IVORY LAPPATO PLUS 59x118 cm, BLACK 60x120 cm



ARGOS BEIGE, BLACK 60x120 cm | IKON RIGAT-ONE AMBER 60x120 cm

ARGOS Collection

GRES PORCELLANATO IMPASTO COLORATO

COLORED BODY PORCELAIN STONEWARE

GRÈS CÉRAME MASSE COLORÉ

FEINSTEINZEUG MIT EINGEFAERBTEN SCHERBEN



MARBLE&STONE LOOK

colori • colors • couleurs • farben

V3



WHITE



GREY



BLACK



BEIGE


CONCRETE&RESIN LOOK

WOOD LOOK

formati • sizes • formats • formate

DCOF
≥0.42

R10



120x120 48"x48"
Rettificato
Rectified
R10
≅ 10 mm



60x120 24"x48"
Rettificato
Rectified
R10
≅ 9,5 mm



60x60 24"x24"
Rettificato
Rectified
R10
≅ 8 mm

WALL DESIGN

ULTRA OUTDOOR ≅ 20 mm

Dettagli della gamma spessorati per esterno a pagina 243 . Details of the exterior flooring range on page 243
Détails de la gamme de revêtements de sol extérieurs page 243 . Details zum Außenboden-Sortiment auf Seite 243

DCOF
≥0.42

R11



60x60 24"x24"
Rettificato
Rectified
R11
≅ 20 mm

OUTDOOR SPACES

SPECIAL PIECES IN&OUT

Per una posa ottimale si raccomanda l'utilizzo di distanziatori autolivellanti. For an optimum installation we recommend the use of self-leveling spacers.

argos color and graphic variation

V3

argos **white**



argos **grey**



argos **beige**




argos **black**




argos sizes and surfaces



indoor R10



120x120 cm Rettificato
48"x48" Rectified
R10 ± 10 mm
535 ■
304354 Argos White
304355 Argos Black



60x120 cm Rettificato
24"x48" Rectified
R10 ± 9,5 mm
581 ■
304201 Argos White
304130 Argos Grey
304127 Argos Beige
304124 Argos Black



60x60 cm Rettificato
24"x24" Rectified
R10 ± 8 mm
582 ■
304202 Argos White
304131 Argos Grey
304128 Argos Beige
304125 Argos Black

ultra outdoor R11

Only: White, Beige, Grey

FORMATI . SIZES ± 20 mm
60x60 cm 24"x24"



P. 243

special pieces



Battiscopa
7x60 cm
20 ■ 502 ■



* **Gradino Frontale**
Elle Costa Retta
30x120x5 cm
1 ■ 574 ■



* **Gradino Angolare**
Elle Costa Retta DX
30x120x5 cm
1 ■ 575 ■



* **Gradino Angolare**
Elle Costa Retta SX
30x120x5 cm
1 ■ 575 ■

White	802433	802434	802435	802436
Grey	802393	802394	802395	802396
Beige	802389	802390	802391	802392
Black	802385	802386	802387	802388

* **Disponibili solo su ordinazione . Available on demand**

weight and sizes

dimensioni sizes dimensions abmessungen	spessore thickness epaisseur stärke	pz/collo pcs/box pc/boite stk/ktn	mq/collo sqm/box m/boite qm/ktn	kg/collo kg/box kg/boite kg/ktn	colli/pallet box/europal boites/europal ktn/europal	mq/pallet sqm/pallet m/pallet qm/pallet	kg/europal kg/europal kg/europal kg/europal
120x120 Rettificato	10 mm	2	2,88	63,00	20	57,60	1320
60x120 Rettificato	9,5 mm	2	1,44	30,52	35	50,40	1090
60x60 Rettificato	8 mm	5	1,80	32,00	32	57,60	1088



MASK IVORY 60x120, TOBACCO 60x120 cm

MASK Collection

GRES PORCELLANATO IMPASTO COLORATO

COLORED BODY PORCELAIN STONEWARE
GRÈS CÉRAME MASSE COLORÉ
FEINSTEINZEUG MIT EINGEFAERBTEN SCHERBEN






colori • colors • couleurs • farben



IVORY TOBACCO SILVER GRAPHITE

formati • sizes • formats • formate





 60x120 24"x48" Rettificato Rectified R10 ≅ 9,5 mm	 60x60 24"x24" Rettificato Rectified R10 ≅ 8 mm	 30x60 12"x24" Rettificato Rectified R10 ≅ 8 mm
--	--	--

ULTRA OUTDOOR ≅ 20 mm ≅ 30 mm

Dettagli della gamma spessorati per esterno a pagina 238 . Details of the exterior flooring range on page 238
Détails de la gamme de revêtements de sol extérieurs page 238 . Details zum Außenboden-Sortiment auf Seite 238



 60x60 24"x24" Rettificato Rectified R11 ≅ 20 mm	 60x60 24"x24" Rettificato Rectified R11 ≅ 30 mm
---	---

Per una posa ottimale si raccomanda l'utilizzo di distanziatori autolivellanti. For an optimum installation we recommend the use of self-leveling spacers.

mask color and graphic variation

V3

mask **ivory**



mask **tobacco**



mask **silver**



mask **graphite**



mask sizes and surfaces



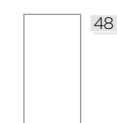
indoor R10



60x120 cm Rettificato
24"x48" Rectified
R10 ± 9,5 mm
581 ■
304015 Mask Ivory
304012 Mask Tobacco
304013 Mask Silver
304014 Mask Graphite



60x60 cm Rettificato
24"x24" Rectified
R10 ± 8 mm
582 ■
304019 Mask Ivory
304016 Mask Tobacco
304017 Mask Silver
304018 Mask Graphite



30x60 cm Rettificato
12"x24" Rectified
R10 ± 8 mm
584 ■
304023 Mask Ivory
304020 Mask Tobacco
304021 Mask Silver
304022 Mask Graphite

ultra outdoor R11

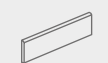
FORMATI . SIZES ± 20 mm
60x60 cm 24"x24"

FORMATI . SIZES ± 30 mm
60x60 cm 24"x24"

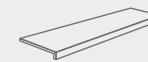


P. 238

special pieces



Battiscopa
7x60 cm
20 ■ 502 ■



* **Gradino Frontale**
Elle Costa Retta
30x120x5 cm
1 ■ 574 ■



* **Gradino Angolare**
Elle Costa Retta DX
30x120x5 cm
1 ■ 575 ■



* **Gradino Angolare**
Elle Costa Retta SX
30x120x5 cm
1 ■ 575 ■

Ivory	802288	802300	802301	802302
Tobacco	802285	802291	802292	802293
Silver	802286	802294	802295	802296
Graphite	802287	802297	802298	802299

* **Disponibili solo su ordinazione** . Available on demand

weight and sizes

dimensioni sizes dimensions abmessungen	spessore thickness epaisseur stärke	pz/collo pcs/box pc/boite stk/ktn	mq/collo sqm/box m/boite qm/ktn	kg/collo kg/box kg/boite kg/ktn	colli/pallet box/euopal boites/euopal ktn/euopal	mq/pallet sqm/pallet m/pallet qm/pallet	kg/euopal kg/euopal kg/euopal kg/euopal
60x120 Rettificato	9,5 mm	2	1,44	30,52	35	50,40	1090
60x60 Rettificato	8 mm	5	1,80	32,00	32	57,60	1088
30x60 Rettificato	8 mm	10	1,80	31,00	32	57,60	1010

mask decors



304116 530 ■
Mos. Cassettone
Mask Graphite (20x20)
+ Mask Silver (Losanga)
27x31 cm Rett.
10⁵/₈"x12³/₁₆" Rect.



304185 530 ■
Mos. Cassettone
Mask Tobacco (20x20)
+ Mask Silver (Losanga)
27x31 cm Rett.
10⁵/₈"x12³/₁₆" Rect.



304180 586 ■
Mos. Triangolo
Cassettone Mask Silver
7x3,5 cm Rett.
2³/₄"x1³/₈" Rect.



304181 586 ■
Mos. Triangolo
Cassettone Mask Silver
7x3,5 cm Rett.
2³/₄"x1³/₈" Rect.



weight and sizes

dimensioni sizes dimensions abmessungen	spessore thickness épaisseur stärke	pz/collo pcs/box pc/boite stk/ktn	mq/collo sqm/box m/boite qm/ktn	kg/collo kg/box kg/boite kg/ktn	colli/pallet box/europal boites/europal ktn/europal	mq/pallet sqm/pallet m/pallet qm/pallet	kg/europal kg/europal kg/europal kg/europal
Cassettone Mask + Mask 27x31	9,5 mm	12	0,90	-	42	37,80	-

mask collection



MASK TOBACCO 60x120 cm, **GRAPHITE** 60x120 cm



ULTRA MASK SILVER 60x60 cm ± 20 mm



NATURE BIANCO 31x62 cm

NATURE Collection

GRES PORCELLANATO IMPASTO COLORATO

COLORED BODY PORCELAIN STONEWARE
GRÈS CÉRAME MASSE COLORÉ
FEINSTEINZEUG MIT EINGEFAERBTEN SCHERBEN


GRES PORCELLANATO *

PORCELAIN STONEWARE
GRÈS CÉRAME
FEINSTEINZEUG



colori • colors • couleurs • farben

V2



BIANCO

GRIGIO

GREIGE

NERO

formati • sizes • formats • formate

DCOF
≥0.42

R10

R11



60x120 24"x48"
Rettificato
Rectified
R10
≈ 9,5 mm



60x60 24"x24"
Rettificato
Rectified
R10 / R11
≈ 9,5 mm



30x60 12"x24"
Rettificato
Rectified
R10
≈ 9,5 mm



31x62 12"x24"
Naturale
Natural
R11
≈ 9 mm *



15,3x31 6"x12"
Naturale
Natural
R11
≈ 9 mm *

Per una posa ottimale si raccomanda l'utilizzo di distanziatori autolivellanti. For an optimum installation we recommend the use of self-leveling spacers.

nature color and graphic variation

V2

nature **bianco**



nature **grigio**



nature **greige**



nature **nero**



nature sizes and surfaces



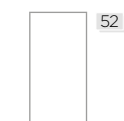
indoor R10



60x120 cm Rettificato
24"x48" Rectified
R10 ± 9,5 mm
534 ■
303836 Nature Bianco
303841 Nature Grigio
303845 Nature Greige
303837 Nature Nero



60x60 cm Rettificato
24"x24" Rectified
R10 ± 9,5 mm
520 ■
303823 Nature Bianco
303842 Nature Grigio
303846 Nature Greige
303838 Nature Nero



30x60 cm Rettificato
12"x24" Rectified
R10 ± 9,5 mm
522 ■
303822 Nature Bianco
303843 Nature Grigio
303847 Nature Greige
303839 Nature Nero

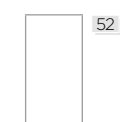


Mosaico 5x5
30x30 cm Rettificato
12"x12" Rectified
R10 566 ■
303849 Nature Bianco
303851 Nature Grigio
303852 Nature Greige
303850 Nature Nero

outdoor R11



60x60 cm Rettificato
24"x24" Rectified
R11 ± 9,5 mm
522 ■
303824 Nature Bianco OUT
303844 Nature Grigio OUT
303848 Nature Greige OUT
303840 Nature Nero OUT



31x62 cm Naturale *
12"x24" Natural
R11 ± 9 mm
520 ■
303916 Nature Bianco OUT
303917 Nature Grigio OUT
303918 Nature Greige OUT



15,3x31 cm Naturale *
6"x12" Natural
R11 ± 9 mm
520 ■
303996 Nature Bianco OUT
303997 Nature Grigio OUT
303998 Nature Greige OUT

special pieces

	 Battiscopa 7x60 cm 20 ■ 502 ■	 * Gradino Frontale Elle Costa Retta 30x120x5 cm 31x62x5 cm 1 ■ 574 ■ 1 ■ 587 ■	 * Gradino Angolare Elle Costa Retta DX 30x120x5 cm 31x62x5 cm 1 ■ 575 ■ 1 ■ 562 ■	 * Gradino Angolare Elle Costa Retta SX 30x120x5 cm 31x62x5 cm 1 ■ 575 ■ 1 ■ 562 ■	 * Terminale a Elle Monolitico 15x30x4 cm 8 ■ 505 ■
Bianco	801828	801832L 801864L R11	801833L 801867L R11	801834L 801868L R11	801861 R11
Grigio	801830	801838L 801865L R11	801839L 801869L R11	801840L 801870L R11	801862 R11
Greige	801831	801841L 801866L R11	801842L 801871L R11	801843L 801872L R11	801863 R11
Nero	801829	801835L -	801836L -	801837L -	-

* **Disponibili solo su ordinazione** . Available on demand
* **È OBBLIGATORIO posare il Terminale a Elle Monolitico SFALSATO essendo di dimensione diversa rispetto alle piastrelle**
It is MANDATORY to lay Terminale a Elle Monolitico STAGGERED (not following same joint) due to the difference in dimension between tiles and special pieces

weight and sizes

dimensioni sizes dimensions abmessungen	spessore thickness épaisseur stärke	pz/collo pcs/box pc/boite stk/ktn	mq/collo sqm/box m/boite qm/ktn	kg/collo kg/box kg/boite kg/ktn	colli/pallet box/europal boites/europal ktn/europal	mq/pallet sqm/pallet m/pallet qm/pallet	kg/europal kg/europal kg/europal kg/europal
60x120 Rettificato	9,5 mm	2	1,44	30,52	35	50,40	1090
60x60 Rettificato	9,5 mm	4	1,44	28,40	32	46,08	920
30x60 Rettificato	9,5 mm	8	1,44	29,60	32	46,08	960
31x62 Naturale	9 mm	7	1,35	21,70	60	81,00	1322
15,3x31 Naturale	9 mm	17	0,80	13,17	85	68,51	1140



ASPEN GRIGIO, ANTRACITE 60x120 cm | ULTRA ASPEN GRIGIO 60x120 cm \approx 20 mm R11

ASPEN Collection

GRES PORCELLANATO IMPASTO COLORATO
 COLORED BODY PORCELAIN STONEWARE
 GRÈS CÉRAME MASSE COLORÉ
 FEINSTEINZEUG MIT EINGEFAERBTEN SCHERBEN

GRES PORCELLANATO *
 PORCELAIN STONEWARE
 GRÈS CÉRAME
 FEINSTEINZEUG



colori • colors • couleurs • farben



BIANCO GRIGIO FUMÈ ANTRACITE BEIGE

formati • sizes • formats • formate



60x120 24"x48"	60x60 24"x24"	30x60 12"x24"	31x62 12"x24"	15,3x31 6"x12"
Rettificato Rectified	Rettificato Rectified	Rettificato Rectified	Naturale Natural	Naturale Natural
R10 \approx 9,5 mm	R10 \approx 9,5 mm	R10 \approx 9 mm *	R10 / R11 \approx 9 mm *	R11 \approx 9 mm *

ULTRA OUTDOOR \approx 20 mm \approx 30 mm

Dettagli della gamma spessorati per esterno a pagina 237 . Details of the exterior flooring range on page 237
 Détails de la gamme de revêtements de sol extérieurs page 237 . Details zum Außenboden-Sortiment auf Seite 237



60x60 24"x24" \approx 20 mm
 in tutti i colori in all colors.

60x120 24"x48"	80x80 32"x32"	40x80 16"x32"	60x60 24"x24"	60x60 24"x24"
Rettificato Rectified	Rettificato * Rectified	Rettificato * Rectified	Rettificato Rectified	Rettificato Rectified
R11 \approx 20 mm	R11 \approx 20 mm	R11 \approx 20 mm	R11 \approx 20 mm	R11 \approx 30 mm

* Fino ad esaurimento scorte verrà fornito il formato 40,5x81 e 81x81. Subject to stock availability, sizes 40.5x81 and 81x81 will be supplied.
 Sous réserve de disponibilité, les formats 40,5x81 et 81x81 seront proposés. Vorbehaltlich der Verfügbarkeit werden die Formate 40,5x81 und 81x81 bereitgestellt.
 Per una posa ottimale si raccomanda l'utilizzo di distanziatori autolivellanti. For an optimum installation we recommend the use of self-leveling spacers.

aspen color and graphic variation

V3


aspen **bianco**



aspen **beige**



aspen **grigio**



aspen **antracite**




aspen **fumè**



aspen sizes and surfaces



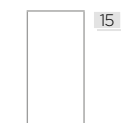
indoor R10



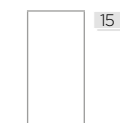
60x120 cm Rettificato
24"x48" Rectified
R10 ± 8 mm
534 ■
005065A Aspen Bianco
R03938 Aspen Grigio
005714 Aspen Fumè
R03937 Aspen Antracite
005713 Aspen Beige



60x60 cm Rettificato
24"x24" Rectified
R10 ± 8 mm
520 ■
R03836 Aspen Bianco
R03714 Aspen Grigio
R03713 Aspen Fumè
R03710 Aspen Antracite
R03711 Aspen Beige

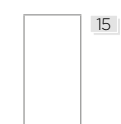


30x60 cm Rettificato
12"x24" Rectified
R10 ± 8 mm
522 ■
R03526 Aspen Bianco
R03972 Aspen Grigio
R03834 Aspen Fumè
R03835 Aspen Antracite
R03837 Aspen Beige



31x62 cm Naturale *
12"x24" Natural
R10 ± 8 mm
520 ■
8TB335 Aspen Bianco
8TB314 Aspen Grigio
8TB336 Aspen Fumè
8TB337 Aspen Antracite
8TB334 Aspen Beige

outdoor R11



31x62 cm Naturale *
12"x24" Natural
R11 ± 8 mm
520 ■
8TB342 Aspen Bianco OUT
8TB339 Aspen Grigio OUT
8TB338 Aspen Beige OUT



15,3x31 cm Naturale *
6"x24" Natural
R10 ± 8 mm
520 ■
8TB343A Aspen Bianco OUT
8TB341 Aspen Grigio OUT
8TB340 Aspen Beige OUT

ultra outdoor R11

FORMATI . SIZES ± 20 mm
60x120 cm 24"x48"
80x80 cm 32"x32"
40x80 cm 16"x32"
60x60 cm 24"x24"

FORMATI . SIZES ± 30 mm
60x60 cm 24"x24"



special pieces

	Battiscopa 7x60 cm 20 502 ■	* Gradino Frontale Elle Costa Retta 31x62x5 cm 1 587 ■	* Gradino Angolare Elle Costa Retta DX 31x62x5 cm 1 574 ■	* Gradino Angolare Elle Costa Retta DX 31x62x5 cm 1 562 ■	* Gradino Angolare Elle Costa Retta SX 31x62x5 cm 1 575 ■	* Gradino Angolare Elle Costa Retta SX 31x62x5 cm 1 562 ■	* Gradino Angolare Elle Costa Retta SX 31x62x5 cm 1 575 ■	* Terminale a Elle Monolitico 15x30x4 cm 8 505 ■
Bianco	R04370	R03537L	O05784	R03542L	O05787	R04740L	O05790	-
Grigio	R04228	R03535L	R04366L	R03540L	R04368L	R04394L	R04399L	-
Fumè	R04229	R03538L	O05786	R03543L	O05786	R04395L	O05792	-
Antracite	R04230	R03534L	R04367L	R03539L	R04369L	R04393L	R04398L	-
Beige	R04198	R03536L	O05785	R03541L	O05785	R04396L	O05791	-
Bianco OUT R11	-	R05059L	-	R05060L	-	R05061L	-	R05058
Grigio OUT R11	-	R04898L	-	R04900L	-	R04902L	-	R04348
Beige OUT R11	-	R04899L	-	R04901L	-	R04903L	-	R04347

* **Disponibili solo su ordinazione** . Available on demand
* **È OBBLIGATORIO posare il Terminale a Elle Monolitico SFALSATO essendo di dimensione diversa rispetto alle piastrelle**
It is MANDATORY to lay Terminale a Elle Monolitico STAGGERED (not following same joint) due to the difference in dimension between tiles and special pieces

weight and sizes

dimensioni sizes dimensions abmessungen	spessore thickness épaisseur stärke	pz/collo pcs/box pc/boite stk/ktn	mq/collo sqm/box m/boite qm/ktn	kg/collo kg/box kg/boite kg/ktn	colli/pallet box/europal boites/europal ktn/europal	mq/pallet sqm/pallet m/pallet qm/pallet	kg/europal kg/europal kg/europal kg/europal
60x120 Rettificato	9,5 mm	2	1,44	30,52	35	50,40	1090
60x60 Rettificato	9,5 mm	5	1,80	35,50	24	43,20	872
30x60 Rettificato	9 mm	7	1,26	25,90	40	50,40	1050
31x62 Naturale	9 mm	7	1,35	21,70	60	81,00	1322
15,3x31 Naturale	9 mm	17	0,80	13,17	85	68,51	1140



VALS LIGHT 60x60 cm

PIETRA DI VALS Collection

GRES PORCELLANATO IMPASTO COLORATO


COLORED BODY PORCELAIN STONEWARE
GRÈS CÉRAME MASSE COLORÉ
FEINSTEINZEUG MIT EINGEFAERBTEN SCHERBEN

GRES PORCELLANATO *

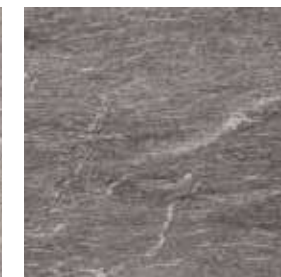
PORCELAIN STONEWARE
GRÈS CÉRAME
FEINSTEINZEUG



colori • colors • couleurs • farben



LIGHT



DARK



MIX COLD



MURO DI SIENA VALS



formati • sizes • formats • formate

DCOF
≥0.42

R10

R11



60x120 24"x48"
Rettificato
Rectified
R10
≈ 9,5 mm



60x60 24"x24"
Rettificato
Rectified
R10
≈ 9,5 mm



30x60 12"x24"
Rettificato
Rectified
R10
≈ 9,5 mm



31x62 12"x24"
Naturale
Natural
R11
≈ 9 mm *



15,3x31 6"x12"
Naturale
Natural
R11
≈ 9 mm *

ULTRA OUTDOOR ≈ 20 mm

Dettagli della gamma spessorati per esterno a pagina 246 . Details of the exterior flooring range on page 246
Détails de la gamme de revêtements de sol extérieurs page 246 . Details zum Außenboden-Sortiment auf Seite 246

DCOF
≥0.42

R11




60x120 24"x48"
Rettificato
Rectified
R11
≈ 20 mm



60x60 24"x24"
Rettificato
Rectified
R11
≈ 20 mm

Per una posa ottimale si raccomanda l'utilizzo di distanziatori autolivellanti. For an optimum installation we recommend the use of self-leveling spacers.

pietra di vals color and graphic variation



PEZZO SINGOLO 31x62 . SINGLE TILE 12"x24"



pietra di vals sizes and surfaces



indoor R10

60x120 cm Rettificato
24"x48" Rectified
R10 ± 9,5 mm
534 ■
303475 Vals Light
303490 Vals Dark

60x60 cm Rettificato
24"x24" Rectified
R10 ± 9,5 mm
520 ■
303476 Vals Light
303491 Vals Dark

30x60 cm Rettificato
12"x24" Rectified
R10 ± 9,5 mm
522 ■
303477 Vals Light
303492 Vals Dark

Mosaico Multi
30x60 cm Rettificato
12"x24" Rectified
R10 556 ■
303493 Vals Light
303494 Vals Dark

outdoor R11

31x62 cm Naturale *
12"x24" Natural
R11 ± 9 mm
520 ■
R04405 Muro di Siena Vals

15,3x31 cm Naturale *
6"x12" Natural
R11 ± 9 mm
520 ■
303516 Vals Mix Cold

ultra outdoor R11

FORMATI . SIZES ± 20 mm
60x120 cm 24"x48"
60x60 cm 24"x24"

special pieces

	Battiscopa 7x60 cm 20 ■ 502 ■	Gradino Frontale Elle Costa Retta 30x120x5 cm 1 ■ 574 ■	Gradino Angolare Elle Costa Retta DX 30x120x5 cm 1 ■ 575 ■	Gradino Angolare Elle Costa Retta SX 30x120x5 cm 1 ■ 575 ■	Terminale a Elle Monolitico 15x30x4 cm 8 ■ 505 ■
Light	801517	801518L	801519L	801520L	-
Dark	801521	801522L	801523L	801524L	-
Mix Cold	-	-	-	-	801533

* **Disponibili solo su ordinazione** . Available on demand
 * **È OBBLIGATORIO** posare il **Terminale a Elle Monolitico SFALSATO** essendo di **dimensione diversa rispetto alle piastrelle**
 It is **MANDATORY** to lay **Terminale a Elle Monolitico STAGGERED** (not following same joint) due to the difference in dimension between tiles and special pieces

weight and sizes

dimensioni sizes dimensions abmessungen	spessore thickness épaisseur stärke	pz/collo pcs/box pc/boite stk/ktn	mq/collo sqm/box m/boite qm/ktn	kg/collo kg/box kg/boite kg/ktn	colli/pallet box/europal boites/europal ktn/europal	mq/pallet sqm/pallet m/pallet qm/pallet	kg/europal kg/europal kg/europal kg/europal
60x120 Rettificato	9,5 mm	2	1,44	30,52	35	50,40	1090
60x60 Rettificato	9,5 mm	5	1,80	35,50	24	43,20	872
30x60 Rettificato	9,5 mm	7	1,26	25,90	40	50,40	1050
31x62 Naturale	9 mm	7	1,35	21,70	60	81,00	1322
15,3x31 Naturale	9 mm	17	0,80	13,17	85	68,51	1140



PIETRA DI BAVIERA 60x60-30x60 cm

PIETRA DI BAVIERA Collection

GRES PORCELLANATO IMPASTO COLORATO

COLORED BODY PORCELAIN STONEWARE

GRÈS CÉRAME MASSE COLORÉ

FEINSTEINZEUG MIT EINGEFAERBTEN SCHERBEN



colori • colors • couleurs • farben

V4



PIETRA DI BAVIERA

formati • sizes • formats • formate

DCOF
≥0.42

R10



60x60 24"x24"

Rettificato
Rectified

R10
≅ 9,5 mm



30x60 12"x24"

Rettificato
Rectified

R10
≅ 9,5 mm

ULTRA OUTDOOR ≅ 20 mm

Dettagli della gamma spessorati per esterno a pagina 247 . Details of the exterior flooring range on page 247
Détails de la gamme de revêtements de sol extérieurs page 247 . Details zum Außenboden-Sortiment auf Seite 247

DCOF
≥0.42

R11



60x60 24"x24"

Rettificato
Rectified

R11
≅ 20 mm

Per una posa ottimale si raccomanda l'utilizzo di distanziatori autolivellanti. For an optimum installation we recommend the use of self-leveling spacers.

pietra di baviera color and graphic variation

V4

pietra di baviera



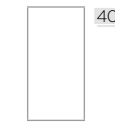
pietra di baviera sizes and surfaces



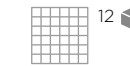
indoor R10



60x60 cm Rettificato
24"x24" Rectified
R10 ± 9,5 mm
520 ■
303642 Pietra di Baviera



30x60 cm Rettificato
12"x24" Rectified
R10 ± 9,5 mm
522 ■
303643 Pietra di Baviera



Mosaico 5x5
30x30 cm Rettificato
12"x12" Rectified
R10 566 ■
303644 Pietra di Baviera

ultra outdoor R11

FORMATI . SIZES ± 20 mm
60x60 cm 24"x24"



PIETRA DI BAVIERA 60x60 cm | **ULTRA PIETRA DI BAVIERA** 60x60 cm ± 20 mm R11

special pieces



Battiscopa
7x60 cm
20 ■ 502 ■

Pietra di Baviera 801546



* **Gradino Frontale**
Elle Costa Retta
30x60x5 cm
1 ■ 587 ■

801547L



* **Gradino Angolare**
Elle Costa Retta DX
30x60x5 cm
1 ■ 562 ■

801548L




* **Gradino Angolare**
Elle Costa Retta SX
30x60x5 cm
1 ■ 562 ■

801605L

* **Disponibili solo su ordinazione** . Available on demand

weight and sizes

dimensioni sizes dimensions abmessungen	spessore thickness epaisseur stärke	pz/collo pcs/box pc/boite stk/ktn	mq/collo sqm/box m/boite qm/ktn	kg/collo kg/box kg/boite kg/ktn	colli/pallet box/europal boites/europal ktn/europal	mq/pallet sqm/pallet m/pallet qm/pallet	kg/europal kg/europal kg/europal kg/europal
60x60 Rettificato	9,5 mm	5	1,80	35,50	24	43,20	872
30x60 Rettificato	9,5 mm	7	1,26	25,90	40	50,40	1050



STONE MIX PIOMBO 31x62 cm

STONE MIX Collection

GRES PORCELLANATO
 PORCELAIN STONWARE
 GRÈS CÉRAMÉ
 FEINSTEINZEUG



colori • colors • couleurs • farben

V3



FANGO



PIOMBO

formati • sizes • formats • formate

R11



31x62 12"x24"
Naturale
 Natural
R11
 ≈ 9 mm

stone mix color and graphic variation

V3

stone mix **fango**




stone mix **piombo**



stone mix sizes and surfaces



outdoor **R11**



31x62 cm Naturale
 12"x24" Natural
R11 ± 9 mm
 520 ■
STM001 Stone Mix Fango OUT
STM002 Stone Mix Piombo OUT



STONE MIX FANGO 31x62 cm

special pieces	Battiscopa 7x60 cm 20 502 ■	Gradino Frontale Elle Costa Retta 30x60x5 cm 1 587 ■	Gradino Angolare Elle Costa Retta DX 30x60x5 cm 1 562 ■	Gradino Angolare Elle Costa Retta SX 30x60x5 cm 1 562 ■	Terminale a Elle Monolitico 15x30x4 cm 8 505 ■
Fango R11	STM011	801780L	801782L	801784L	STM021
Piombo R11	STM012	801781L	801783L	801785L	STM022

* **Disponibili solo su ordinazione** . Available on demand
 * **È OBBLIGATORIO posare il Terminale a Elle Monolitico SFALSATO** essendo di dimensione diversa rispetto alle piastrelle
 It is MANDATORY to lay Terminale a Elle Monolitico STAGGERED (not following same joint) due to the difference in dimension between tiles and special pieces

weight and sizes	spessore thickness épaisseur stärke	pz/collo pcs/box pc/boite stk/ktn	mq/collo sqm/box m/boite qm/ktn	kg/collo kg/box kg/boite kg/ktn	colli/pallet box/europal boites/europal ktn/europal	mq/pallet sqm/pallet m/pallet qm/pallet	kg/europal kg/europal kg/europal kg/europal
31x62 Naturale	9 mm	7	1,35	21,70	60	81,00	1322

STONE MIX

MARBLE&STONE LOOK

CONCRETE&RESIN LOOK

WOOD LOOK

WALL DESIGN

OUTDOOR SPACES

SPECIAL PIECES IN&OUT



PIETRA DI BALI 15x15 cm - 31x62 cm | SIERRA BEIGE 20x122 cm

PIETRA DI BALI - BLUE WAVE

Collection

GRES PORCELLANATO
 PORCELAIN STONEWARE
 GRÈS CÉRAMÉ
 FEINSTEINZEUG



colori • colors • couleurs • farben



PIETRA DI BALI



BLUE WAVE

formati • sizes • formats • formate



31x62 12"x24"
Naturale
 Natural
R11
 ≅ 8 mm



15x15 6"x6"
Rettificato
 Rectified
R11
 ≅ 8 mm

V4

R11


pietra di bali e blue wave color and graphic variation

V4

pietra di bali




blue wave



pietra di bali e blue wave sizes and surfaces



outdoor R11



31x62 cm Naturale
12"x24" Natural
R11 ± 8 mm
520 ■
005964 Pietra di Bali OUT
005962 Blue Wave OUT



15x15 cm Rettificato
6"x6" Rectified
R11 ± 8 mm
581 ■
005963 Pietra di Bali OUT
005961 Blue Wave OUT



BLUE WAVE 15x15 cm | ULTRA IKON AMBER 30x122 cm

special pieces



Battiscopa
7x31 cm
46 ■ 501 ■

Pietra di Bali **R11** 006055
Blue Wave **R11** 006059



* **Gradino Frontale**
Elle Costa Retta
31x62x5 cm
1 ■ 587 ■

006056
006060



* **Gradino Angolare**
Elle Costa Retta DX
31x62x5 cm
1 ■ 562 ■

006057
006061



* **Gradino Angolare**
Elle Costa Retta SX
31x62x5 cm
1 ■ 562 ■

006058
006062

* **É OBBLIGATORIO** posare il Terminale a Elle Monolitico **SFALSATO** essendo di dimensione diversa rispetto alle piastrelle
It is **MANDATORY** to lay Terminale a Elle Monolitico **STAGGERED** (not following same joint) due to the difference in dimension between tiles and special pieces

weight and sizes

dimensioni sizes dimensions abmessungen	spessore thickness épaisseur stärke	pz/collo pcs/box pc/boite stk/ktn	mq/collo sqm/box m/boite qm/ktn	kg/collo kg/box kg/boite kg/ktn	colli/pallet box/europal boites/europal ktn/europal	mq/pallet sqm/pallet m/pallet qm/pallet	kg/europal kg/europal kg/europal kg/europal
31x62 Naturale	8 mm	8	1,54	24,00	60	92,40	1460
15x15 Rettificato	8 mm	38	0,855	12,54	85	72,68	1080

MARBLE&STONE LOOK

CONCRETE&RESIN LOOK

WOOD LOOK

WALL DESIGN

OUTDOOR SPACES

SPECIAL PIECES IN&OUT



PIETRONE 31x62 cm | CEMENTONE GARE SAND OUT 31x62 cm

PIETRONE-ROCCIONE

Collection

GRES PORCELLANATO
 PORCELAIN STONEWARE
 GRÈS CÉRAMÉ
 FEINSTEINZEUG



colori • colors • couleurs • farben



PIETRONE



ROCCIONE

formati • sizes • formats • formate



31x62 12"x24"
Naturale
 Natural
R11
 ≈ 9 mm



15x15 6"x6"
Rettificato
 Rectified
R11
 ≈ 9 mm

V4

R11

pietrone e roccione color and graphic variation

V4

pietrone



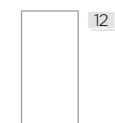
roccione



pietrone e roccione sizes and surfaces



outdoor R11



31x62 cm Naturale
12"x24" Natural
R11 ± 9 mm
520 ■
R05062 Pietrone OUT
R05063 Roccione OUT



15x15 cm Rettificato
6"x6" Rectified
R11 ± 9 mm
581 ■
005959 Pietrone OUT
005960 Roccione OUT



ROCCIONE 31x62 cm | **NATURE GREIGE** OUT 31x62 cm

special pieces



* **Terminale a Elle Monolitico**
15x30x4 cm
8 ■ 505 ■

Pietrone **R11** R04095

Roccione **R11** R04096

* **É OBLIGATORIO** posare il Terminale a Elle Monolitico **SFALSATO** essendo di dimensione diversa rispetto alle piastrelle

It is **MANDATORY** to lay Terminale a Elle Monolitico **STAGGERED** (not following same joint) due to the difference in dimension between tiles and special pieces

weight and sizes

dimensioni sizes dimensions abmessungen	spessore thickness épaisseur stärke	pz/collo pcs/box pc/boite stk/ktn	mq/collo sqm/box m/boite qm/ktn	kg/collo kg/box kg/boite kg/ktn	colli/pallet box/europal boites/europal ktn/europal	mq/pallet sqm/pallet m/pallet qm/pallet	kg/europal kg/europal kg/europal kg/europal
31x62 Naturale	9 mm	7	1,35	21,70	60	81,00	1322
15x15 Rettificato	9 mm	34	0,765	13,60	85	65,00	1170



SASSONE 15,3x31 cm

SASSONE Collection

GRES PORCELLANATO
 PORCELAIN STONEWARE
 GRÈS CÉRAME
 FEINSTEINZEUG



MARBLE&STONE LOOK

colori • colors • couleurs • farben



CONCRETE&RESIN LOOK



SASSONE



MURETTO SASSONE

WOOD LOOK

formati • sizes • formats • formate



WALL DESIGN



31x62 12"x24"
Naturale
 Natural
R11
 ≅ 9 mm



15,3x31 6"x12"
Naturale
 Natural
R11
 ≅ 9 mm

OUTDOOR SPACES

SPECIAL PIECES IN&OUT

sassone color and graphic variation

V4

muretto sassone



sassone




PEZZO SINGOLO 31x62 . SINGLE TILE 12"x24"



sassone sizes and surfaces



outdoor R11



31x62 cm Naturale
12"x24" Natural
R11 ± 9 mm
520 ■
303899 Muretto Sassone OUT



15,3x31 cm Naturale *
6"x12" Natural
R11 ± 9 mm
520 ■
SSN001 Sassone OUT



MURETTO SASSONE 31x62 cm

special pieces



Battiscopa
7,5x31 cm
46 ■ 501 ■

Sassone R11 SSN011



*** Terminale a Elle Monolitico**
15x30x4 cm
8 ■ 505 ■

SSN021

* **Disponibili solo su ordinazione** . Available on demand
* **È OBBLIGATORIO posare il Terminale a Elle Monolitico SFALSATO essendo di dimensione diversa rispetto alle piastrelle**
It is MANDATORY to lay Terminale a Elle Monolitico STAGGERED (not following same joint) due to the difference in dimension between tiles and special pieces

weight and sizes

dimensioni sizes dimensions abmessungen	spessore thickness epaisseur stärke	pz/collo pcs/box pc/boite stk/ktn	mq/collo sqm/box m/boite qm/ktn	kg/collo kg/box kg/boite kg/ktn	colli/pallet box/europal boites/europal ktn/europal	mq/pallet sqm/pallet m/pallet qm/pallet	kg/europal kg/europal kg/europal
31x62 Naturale	9 mm	7	1,35	21,70	60	81,00	1322
15,3x31 Naturale	9 mm	17	0,80	13,17	85	68,51	1140

MARBLE&STONE LOOK

CONCRETE&RESIN LOOK

WOOD LOOK

WALL DESIGN

OUTDOOR SPACES

SPECIAL PIECES IN&OUT



TAVELLONE VECCHIA FIRENZE 15,3x31 cm

TAVELLONE Collection

GRES PORCELLANATO
 PORCELAIN STONEWARE
 GRÈS CÉRAMÉ
 FEINSTEINZEUG



colori • colors • couleurs • farben

V3



TERRE D'UMBRIA



VECCHIA FIRENZE

formati • sizes • formats • formate

R9

R11



15,3x31 6"x12"
Naturale
 Natural
R9 / R11
 ± 9 mm

tavellone color and graphic variation

V3

tavellone **terre d'umbria**



tavellone **vecchia firenze**



tavellone sizes and surfaces



indoor R9



15,3x31 cm Naturale
6"x12" Natural
R9 \pm 9 mm
520 ■
TVN002 Terre d'Umbria IN
TVN001 Vecchia Firenze IN

outdoor R11



15,3x31 cm Naturale *
6"x12" Natural
R11 \pm 9 mm
520 ■
TVN012 Terre d'Umbria OUT
TVN011 Vecchia Firenze OUT



TAVELLONE TERRE D'UMBRIA 15,3x31 cm

special pieces



Battiscopa
7,5x31 cm
46 ■ 501 ■



*** Terminale a Elle Monolitico**
15x30x4 cm
8 ■ 505 ■

Terre D'umbria R11	TVN022	801368
Vecchia Firenze R11	TVN021	801367

* **Disponibili solo su ordinazione** . Available on demand
* **È OBBLIGATORIO posare il Terminale a Elle Monolitico SFALSATO essendo di dimensione diversa rispetto alle piastrelle**
It is MANDATORY to lay Terminale a Elle Monolitico STAGGERED (not following same joint) due to the difference in dimension between tiles and special pieces

weight and sizes

dimensioni sizes dimensions abmessungen	spessore thickness épaisseur stärke	pz/collo pcs/box pc/boite stk/ktn	mq/collo sqm/box m/boite qm/ktn	kg/collo kg/box kg/boite kg/ktn	colli/pallet box/europal boites/europal ktn/europal	mq/pallet sqm/pallet m/pallet qm/pallet	kg/europal kg/europal kg/europal kg/europal
15,3x31 Naturale	9 mm	17	0,80	13,17	85	68,51	1140

concrete & resin look

effetto cemento e resina

BLAZE	PG 102
GEOLOGY	PG 108
PAINT	PG 114
SOLID	PG 120
GARE DU NORD	PG 124
EVOQ	PG 128
FABRIC	PG 132
EMOTION	PG 136
CEMENTI	PG 140



BLAZE GREIGE 120x120 cm, GREIGE 60x120 cm, VERTIGO CHOCOLATE 60x120 cm

BLAZE Collection

GRES PORCELLANATO IMPASTO COLORATO

COLORED BODY PORCELAIN STONEWARE

GRÈS CÉRAME MASSE COLORÉ

FEINSTEINZEUG MIT EINGEFAERBTEN SCHERBEN



colori • colors • couleurs • farben

V3



IVORY



BEIGE



COTTO



CHOCOLATE



GREIGE

formati • sizes • formats • formate

PCOF
≥0.42

R10

R11



120x120 48"x48"
Rettificato
Rectified
R10
± 10 mm



60x120 24"x48"
Rettificato
Rectified
R10 / R11
± 9,5 mm



60x60 24"x24"
Rettificato
Rectified
R10
± 8 mm



30x60 12"x24"
Rettificato
Rectified
R10
± 8 mm

Per una posa ottimale si raccomanda l'utilizzo di distanziatori autolivellanti. For an optimum installation we recommend the use of self-leveling spacers.

blaze color and graphic variation



blaze **ivory**



blaze **beige**



blaze **chocolate**



blaze **cotto**




blaze **greige**




blaze sizes and surfaces




indoor R10




120x120 cm Rettificato
48"x48" Rectified
R10 ± 10 mm
535 ■
304449 Blaze Ivory
304392 Blaze Beige
304397 Blaze Greige



60x120 cm Rettificato
24"x48" Rectified
R10 ± 9,5 mm
581 ■
304394 Blaze Ivory
304391 Blaze Beige
304390 Blaze Cotto
304396 Blaze Greige
304395 Blaze Chocolate




60x60 cm Rettificato
24"x24" Rectified
R10 ± 8 mm
582 ■
304383 Blaze Ivory
304382 Blaze Beige
304381 Blaze Cotto
304385 Blaze Greige
304384 Blaze Chocolate



30x60 cm Rettificato
12"x24" Rectified
R10 ± 8 mm
584 ■
304447 Blaze Ivory
304451 Blaze Beige
304448 Blaze Greige

outdoor R11



60x120 cm Rettificato
24"x48" Rectified
R11 ± 9,5 mm
580 ■
304450 Blaze Ivory OUT
304398 Blaze Greige OUT

special pieces

	Battiscopa 7x60 cm 20 502 ■	* Gradino Frontale Elle Costa Retta 30x120x5 cm 1 574 ■	* Gradino Angolare Elle Costa Retta DX 30x120x5 cm 1 575 ■	* Gradino Angolare Elle Costa Retta SX 30x120x5 cm 1 575 ■	* Gradino Angolare Elle Costa Retta SX 30x60x5 cm 1 562 ■	* Gradino Angolare Elle Costa Retta SX 30x60x5 cm 1 562 ■
Ivory	802598	802618	802603	802623	802608	802628
Beige	802597	802617	802602	802622	802607	802627
Cotto	802596	802616	802601	802621	802606	802626
Greige	802600	802620	802605	802625	802610	802630
Chocolate	802599	802619	802604	802624	802609	802629

* Disponibili solo su ordinazione . Available on demand

weight and sizes

dimensioni sizes dimensions abmessungen	spessore thickness épaisseur stärke	pz/collo pcs/box pc/boite stk/ktn	mq/collo sqm/box m/boite qm/ktn	kg/collo kg/box kg/boite kg/ktn	colli/pallet box/europal boites/europal ktn/europal	mq/pallet sqm/pallet m/pallet qm/pallet	kg/europal kg/europal kg/europal kg/europal
120x120 Rettificato	10 mm	2	2,88	63,00	20	57,60	1320
60x120 Rettificato	9,5 mm	2	1,44	30,52	35	50,40	1090
60x60 Rettificato	8 mm	5	1,80	32,00	32	57,60	1088
30x60 Rettificato	8 mm	10	1,80	31,00	32	57,60	1010

Blaze decors

La ripresa grafica tra le diverse lastre di decors può avere una tolleranza contenuta in 3mm. Per creare la composizione grafica dei Vertigo i decors hanno un unico verso di posa. The tile graphic between the different slabs of decors could have a tolerance included in 3 mm. To create the graphic composition, the Vertigo have a single direction of installation. La suite graphique des différents décors peut présenter une tolérance allant jusqu'à 3 mm. Pour créer la composition graphique, le modèle Vertigo doit être posé dans une seule direction. Die Fliesengrafik zwischen den verschiedenen Dekorplatten kann eine Toleranz von bis zu 3 mm aufweisen. Für die grafische Komposition muss das Modell Vertigo in einer einzigen Verlegerichtung installiert werden.

304401 544 ■ Blaze Vertigo Ivory 60x120 cm Rett. 24"x48" Rect. **≅ 9,5mm**

304400 544 ■ Blaze Vertigo Beige 60x120 cm Rett. 24"x48" Rect. **≅ 9,5mm**

304399 544 ■ Blaze Vertigo Cotto 60x120 cm Rett. 24"x48" Rect. **≅ 9,5mm**

304402 544 ■ Blaze Vertigo Chocolate 60x120 cm Rett. 24"x48" Rect. **≅ 9,5mm**

304403 544 ■ Blaze Vertigo Greige 60x120 cm Rett. 24"x48" Rect. **≅ 9,5mm**

Dettaglio struttura 3D
Close UP 3D fluted

Le bacchette sono profili decorativi in alluminio e vengono utilizzati per esaltare le pareti creando ambienti più dinamici ed eleganti sostituendosi alla fuga tradizionale. Decorative profiles have been developed to enhance walls creating dynamic and elegant environments replacing the classic grout. | Les baguettes sont des profilés décoratifs en aluminium et sont utilisés pour valoriser les murs, créant des environnements plus dynamiques et élégants en remplaçant le joint traditionnel. | Die Staebchen sind decorative Profile aus Aluminium und werden gebraucht an der Stelle der traditionellen Listellos um die Waende hochzuwerten. Ziel dafuer ist dynamischere und elegantere Einstellungen zu schaffen.

- 201723 533** ■ Bacchetta Silver 0,5x60 cm 0.2"x24"
- 201724 533** ■ Bacchetta Beige 0,5x60 cm 0.2"x24"
- 201725 533** ■ Bacchetta Rame 0,5x60 cm 0.2"x24"



weight and sizes

dimensioni sizes dimensions abmessungen	spessore thickness épaisseur stärke	pz/collo pcs/box pc/boite stk/ktn	mq/collo sqm/box m/boite qm/ktn	kg/collo kg/box kg/boite kg/ktn	colli/pallet box/europal boites/europal ktn/europal	mq/pallet sqm/pallet m/pallet qm/pallet	kg/europal kg/europal kg/europal kg/europal
Vertigo 60x120 Rettificato	9,5 mm	2	1,44	30,52	35	50,40	1090
Bacchetta	5 mm	10	-	-	-	-	-

Blaze collection



BLAZE COTTO 60x120 cm, VERTIGO COTTO 60x120 cm



BLAZE IVORY 60x120 cm, IVORY OUT 60x120 cm R11



GEOLOGY TERRA, RIGAT-ONE TERRA, SALVIA, RIGAT-ONE SALVIA 60x120 cm

GEOLOGY Collection

GRES PORCELLANATO IMPASTO COLORATO

COLORED BODY PORCELAIN STONEWARE


GRÈS CÉRAME MASSE COLORÉ

FEINSTEINZEUG MIT EINGEFAERBTEN SCHERBEN



colori • colors • couleurs • farben

V3




ARGILLA



GHIAIA



SALVIA



SABBIA



TERRA



COTTO

formati • sizes • formats • formate

DCOF
≥0.42

R10

R11



120x120 48"x48"
Rettificato
Rectified
R10
± 10 mm



60x120 24"x48"
Rettificato
Rectified
R10 / R11
± 9,5 mm



60x60 24"x24"
Rettificato
Rectified
R10
± 8 mm



30x60 12"x24"
Rettificato
Rectified
R10
± 8 mm

Per una posa ottimale si raccomanda l'utilizzo di distanziatori autolivellanti. For an optimum installation we recommend the use of self-leveling spacers.


geology color and graphic variation

V3

geology **argilla**



geology **sabbia**



geology **ghiaia**



geology **terra**



geology **salvia**



geology **cotto**



geology sizes and surfaces



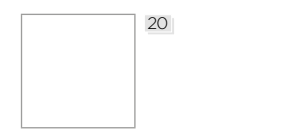
indoor R10



120x120 cm Rettificato
48"x48" Rectified
R10 ± 10 mm
535 ■
304338 Geology Argilla
304337 Geology Sabbia



60x120 cm Rettificato
24"x48" Rectified
R10 ± 9,5 mm
581 ■
304136 Geology Argilla
304142 Geology Ghiaia
304139 Geology Sabbia
304145 Geology Terra
304149 Geology Salvia
304148 Geology Cotto




60x60 cm Rettificato
24"x24" Rectified
R10 ± 8 mm
582 ■
304137 Geology Argilla
304143 Geology Ghiaia
304140 Geology Sabbia
304146 Geology Terra
304158 Geology Salvia
304157 Geology Cotto







30x60 cm Rettificato
12"x24" Rectified
R10 ± 8 mm
584 ■
304138 Geology Argilla
304144 Geology Ghiaia
304141 Geology Sabbia
304147 Geology Terra

outdoor R11



60x120 cm Rettificato
24"x48" Rectified
R11 ± 9,5 mm
580 ■
304206 Geology Ghiaia OUT
304205 Geology Sabbia OUT

special pieces

	 Battiscopa 7x60 cm 20 ● 502 ■	 * Gradino Frontale Elle Costa Retta 30x120x5 cm 1 ● 574 ■	 * Gradino Angolare Elle Costa Retta DX 30x120x5 cm 1 ● 575 ■	 * Gradino Angolare Elle Costa Retta SX 30x120x5 cm 1 ● 574 ■
Argilla	802397	802398	802399	802400
Ghiaia	802405	802406	802407	802408
Salvia	802417	802418	802419	802420
Sabbia	802401	802402	802403	802404
Terra	802409	802410	802411	802412
Cotto	802413	802414	802415	802416

* Disponibili solo su ordinazione . Available on demand

weight and sizes

dimensioni sizes dimensions abmessungen	spessore thickness epaisseur stärke	pz/collo pcs/box pc/boite stk/ktn	mq/collo sqm/box m/boite qm/ktn	kg/collo kg/box kg/boite kg/ktn	colli/pallet box/europal boites/europal ktn/europal	mq/pallet sqm/pallet m/pallet qm/pallet	kg/europal kg/europal kg/europal kg/europal
120x120 Rettificato	10 mm	2	2,88	63,00	20	57,60	1320
60x120 Rettificato	9,5 mm	2	1,44	30,52	35	50,40	1090
60x60 Rettificato	8 mm	5	1,80	32,00	32	57,60	1088
30x60 Rettificato	8 mm	10	1,80	31,00	32	57,60	1010

GEOLOGY

MARBLE&STONE LOOK

CONCRETE&RESIN LOOK

WOOD LOOK


WALL DESIGN

OUTDOOR SPACES


SPECIAL PIECES IN&OUT

geology decors

La ripresa grafica tra le diverse lastre di decori può avere una tolleranza contenuta in 3mm. Per creare la composizione grafica dei Vertigo i decori hanno un unico verso di posa. The tile graphic between the different slabs of decors could have a tolerance included in 3 mm. To create the graphic composition, the Vertigo have a single direction of installation. La suite graphique des différents décors peut présenter une tolérance allant jusqu'à 3 mm. Pour créer la composition graphique, le modèle Vertigo doit être posé dans une seule direction. Die Fliesengrafik zwischen den verschiedenen Dekorplatten kann eine Toleranz von bis zu 3 mm aufweisen. Für die grafische Komposition muss das Modell Vertigo in einer einzigen Verlegerichtung installiert werden.



- 304151 544** ■ Rigat-One Geology Argilla 60x120 cm Rett. 24"x48" Rect. $\approx 9,5\text{mm}$
- 304153 544** ■ Rigat-One Geology Ghiaia 60x120 cm Rett. 24"x48" Rect. $\approx 9,5\text{mm}$
- 304156 544** ■ Rigat-One Geology Salvia 60x120 cm Rett. 24"x48" Rect. $\approx 9,5\text{mm}$
- 304152 544** ■ Rigat-One Geology Sabbia 60x120 cm Rett. 24"x48" Rect. $\approx 9,5\text{mm}$
- 304154 544** ■ Rigat-One Geology Terra 60x120 cm Rett. 24"x48" Rect. $\approx 9,5\text{mm}$
- 304155 544** ■ Rigat-One Geology Cotto 60x120 cm Rett. 24"x48" Rect. $\approx 9,5\text{mm}$



- 304150 547** ■ Decoro Geology 60x120 cm Rett. 24"x48" Rect. $\approx 9,5\text{mm}$

Le bacchette sono profili decorativi in alluminio e vengono utilizzati per esaltare le pareti creando ambienti più dinamici ed eleganti sostituendosi alla fuga tradizionale. Decorative profiles have been developed to enhance walls creating dynamic and elegant environments replacing the classic grout. Les baguettes sont des profilés décoratifs en aluminium et sont utilisées pour valoriser les murs, créant des environnements plus dynamiques et élégants en remplaçant le joint traditionnel. Die Staebchen sind decorative Profile aus Aluminium und werden gebraucht an der Stelle der traditionellen Listellos um die Waende hochzuwerten. Ziel dafuer ist dynamischere und elegantere Einstellungen zu schaffen.

- 201723 533** ■ Bacchetta Silver 0,5x60 cm 0.2"x24"
- 201724 533** ■ Bacchetta Beige 0,5x60 cm 0.2"x24"
- 201725 533** ■ Bacchetta Rame 0,5x60 cm 0.2"x24"
- 201726 533** ■ Bacchetta Salvia 0,5x60 cm 0.2"x24"



weight and sizes

dimensioni sizes dimensions abmessungen	spessore thickness épaisseur stärke	pz/collo pcs/box pc/boite stk/ktn	mq/collo sqm/box m/boite qm/ktn	kg/collo kg/box kg/boite kg/ktn	colli/pallet box/europal boites/europal ktn/europal	mq/pallet sqm/pallet m/pallet qm/pallet	kg/europal kg/europal kg/europal kg/europal
Rigat-One 60x120 Rettificato	9,5 mm	2	1,44	30,52	35	50,40	1090
Decoro 60x120 Rettificato	9,5 mm	2	1,44	30,52	35	50,40	1090
Bacchetta	5 mm	10	-	-	-	-	-

geology collection



GEOLGY SABBIA, RIGAT-ONE SABBIA, COTTO, DECORO GEOLOGY 60x120 cm | BACCHETTA RAME 0,5x60 cm



GEOLGY ARGILLA, RIGAT-ONE GHIAIA, GHIAIA, RIGAT-ONE SALVIA 60x120 cm | BACCHETTA SILVER 0,5x60 cm



PAINT ROSÉ, BLUE 60x120 cm

PAINT Collection

GRES PORCELLANATO IMPASTO COLORATO

COLORED BODY PORCELAIN STONEWARE

GRÈS CÉRAME MASSE COLORÉ

FEINSTEINZEUG MIT EINGEFAERBTEN SCHERBEN



colori • colors • couleurs • farben

V2



WHITE

GREY


BLUE

SALVIA

ROSÉ

formati • sizes • formats • formate

R10



60x120 24"x48"
Rettificato
Rectified
R10
± 9,5 mm



60x60 24"x24"
Rettificato
Rectified
R10
± 9,5 mm



30x60 12"x24"
Rettificato
Rectified
R10
± 9,5 mm



20x20 8"x8"
Rettificato
Rectified
R10
± 9,5 mm

Per una posa ottimale si raccomanda l'utilizzo di distanziatori autolivellanti. For an optimum installation we recommend the use of self-leveling spacers.

paint color and graphic variation

v2

paint **white**



paint **salvia**




paint **grey**



paint **rosé**




paint **blue**



paint sizes and surfaces



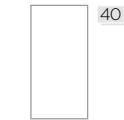
indoor R10



60x120 cm Rettificato
24"x48" Rectified
R10 ± 9,5 mm
585 ■
303944 Paint White
303945 Paint Grey
303947 Paint Blue
303948 Paint Salvia
303946 Paint Rosé



60x60 cm Rettificato
24"x24" Rectified
R10 ± 9,5 mm
585 ■
303968 Paint White
303969 Paint Grey
303970 Paint Blue
303971 Paint Salvia
304001 Paint Rosé



30x60 cm Rettificato
12"x24" Rectified
R10 ± 9,5 mm
584 ■
303972 Paint White
303973 Paint Grey



20x20 cm Rettificato
8"x8" Rectified
R10 ± 9,5 mm
553 ■
304034 Paint White
304035 Paint Grey
304037 Paint Blue
304038 Paint Salvia
304036 Paint Rosé

special pieces

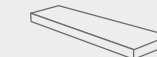


Battiscopa
7x60 cm
20 ■ 502 ■



* **Gradino Frontale**
Elle Costa Retta
30x120x5 cm 30x60x5 cm

1 ■ 574 ■



* **Gradino Angolare**
Elle Costa Retta DX
30x120x5 cm 30x60x5 cm

1 ■ 575 ■



* **Gradino Angolare**
Elle Costa Retta SX
30x120x5 cm 30x60x5 cm

1 ■ 574 ■

White	802269	802271	802273	802274
Grey	802270	802272	802275	802276
Blue	802439	-	-	-
Salvia	802284	-	-	-

* **Disponibili solo su ordinazione** . Available on demand

weight and sizes

dimensioni sizes dimensions abmessungen	spessore thickness épaisseur stärke	pz/collo pcs/box pc/boite stk/ktn	mq/collo sqm/box m/boite qm/ktn	kg/collo kg/box kg/boite kg/ktn	colli/pallet box/euopal boites/euopal ktn/euopal	mq/pallet sqm/pallet m/pallet qm/pallet	kg/euopal kg/euopal kg/euopal kg/euopal
60x120 Rettificato	9,5 mm	2	1,44	30,52	35	50,40	1090
60x60 Rettificato	9,5 mm	4	1,44	28,40	32	46,08	920
30x60 Rettificato	9,5 mm	8	1,44	29,60	32	46,08	960
20x20 Rettificato	9,5 mm	23	0,92	17,40	76	69,92	1345

MARBLE&STONE LOOK
CONCRETE&RESIN LOOK
WOOD LOOK
WALL DESIGN
OUTDOOR SPACES
SPECIAL PIECES IN&OUT


Paint decors

I decori sono imballati misti nelle scatole ed è possibile la ripetizione di più soggetti nella stessa scatola. Decorations are packed on a random basis and it is possible the replication of some decors into the same box. Les décors sont emballés de manière mixte dans les cartons et il est possible que plusieurs sujets identiques se trouvent dans le même carton. Die Dekore sind gemischt in den Kartons verpackt, und es ist möglich, dass sich mehrere gleiche Motive im selben Karton befinden.



27 MIX

304039 524 ■
Deco Paint
20x20 cm Rett.
8"x8" Rect.
R10




3 MIX

304188 506 ■
Decoro Linea Oro
Paint White
20x20 cm Rett.
8"x8" Rect.




3 MIX

304189 506 ■
Decoro Linea Oro
Paint Grey
20x20 cm Rett.
8"x8" Rect.




3 MIX

304191 506 ■
Decoro Linea Oro
Paint Blue
20x20 cm Rett.
8"x8" Rect.



3 MIX

304192 506 ■
Decoro Linea Oro
Paint Salvia
20x20 cm Rett.
8"x8" Rect.



3 MIX

304190 506 ■
Decoro Linea Oro
Paint Rosé
20x20 cm Rett.
8"x8" Rect.

weight and sizes

dimensioni sizes dimensions abmessungen	spessore thickness épaisseur stärke	pz/collo pcs/box pc/boite stk/ktn	mq/collo sqm/box m/boite qm/ktn	kg/collo kg/box kg/boite kg/ktn	colli/pallet box/europal boites/europal ktn/europal	mq/pallet sqm/pallet m/pallet qm/pallet	kg/europal kg/europal kg/europal kg/europal
Decoro 20x20 Rettificato	9,5 mm	23	0,92	17,40	76	69,92	1345

Paint collection



PAINT WHITE 60x120 cm, DECO PAINT 20x20 cm



PAINT WHITE, SALVIA 60x120 cm



SOLID BEIGE 120x120 cm

SOLID Collection

GRES PORCELLANATO IMPASTO COLORATO

COLORED BODY PORCELAIN STONEWARE
GRÈS CÉRAME MASSE COLORÉ
FEINSTEINZEUG MIT EINGEFAERBTEN SCHERBEN

GRES PORCELLANATO *

PORCELAIN STONEWARE
GRÈS CÉRAMÉ
FEINSTEINZEUG



colori • colors • couleurs • farben

V2



WHITE

LIGHT GREY

GREY

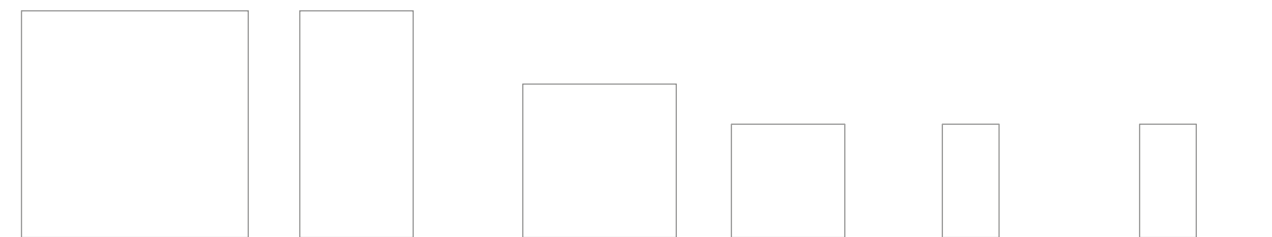
BLACK

BEIGE

formati • sizes • formats • formate

DCOF
≥0.42

R10



120x120 48"x48"
Rettificato
Rectified
R10
≅ 10 mm

60x120 24"x48"
Rettificato
Rectified
R10
≅ 9,5 mm

80x80 32"x32" *
Rettificato
Rectified
R10
≅ 9,5 mm

60x60 24"x24"
Rettificato
Rectified
R10
≅ 9,5 mm

30x60 12"x24"
Rettificato
Rectified
R10
≅ 9,5 mm

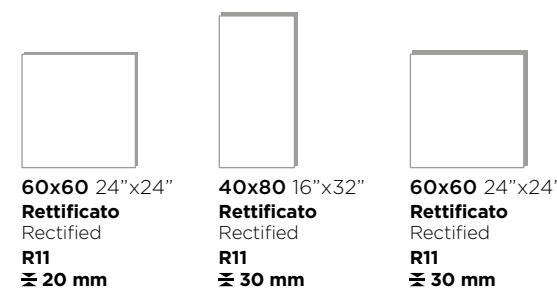
31x62 12"x24"
Naturale
Natural
R10
≅ 7,5 mm *

ULTRA OUTDOOR ≅ 20 mm ≅ 30 mm

Dettagli della gamma spessorati per esterno a pagina 250 . Details of the exterior flooring range on page 250
Détails de la gamme de revêtements de sol extérieurs page 250 . Details zum Außenboden-Sortiment auf Seite 250

DCOF
≥0.42

R11



60x60 24"x24"
Rettificato
Rectified
R11
≅ 20 mm

40x80 16"x32"
Rettificato
Rectified
R11
≅ 30 mm

60x60 24"x24"
Rettificato
Rectified
R11
≅ 30 mm



60x60 24"x24" ≅ 20 mm
in White, Black, Light Grey


* Fino ad esaurimento scorte verrà fornito il formato 81x81. Subject to stock availability, sizes 81x81 will be supplied.
Sous réserve de disponibilité, les formats 81x81 seront proposés. Vorbehaltlich der Verfügbarkeit werden die Formate 81x81 bereitgestellt.

Per una posa ottimale si raccomanda l'utilizzo di distanziatori autolivellanti. For an optimum installation we recommend the use of self-leveling spacers.

solid color and graphic variation

V2


solid white




solid beige




solid light grey



solid black




solid grey




solid sizes and surfaces



indoor R10



120x120 cm Rettificato
48"x48" Rectified
R10 ± 10 mm
604 ■
304335 Solid Light Grey
304336 Solid Beige



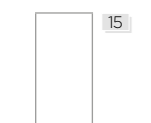
60x120 cm Rettificato
24"x48" Rectified
R10 ± 9,5 mm
534 ■
303711 Solid White
303712 Solid Light Grey
304229 Solid Grey
303713 Solid Black
303710 Solid Beige



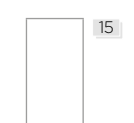
80x80 cm Rettificato
32"x32" Rectified
R10 ± 9,5 mm
534 ■
303707- Solid White
303708- Solid Light Grey
303709- Solid Black
303706- Solid Beige



60x60 cm Rettificato
24"x24" Rectified
R10 ± 9,5 mm
520 ■
303715 Solid White
303716 Solid Light Grey
304230 Solid Grey
303717 Solid Black
303714 Solid Beige



30x60 cm Rettificato
12"x24" Rectified
R10 ± 9,5 mm
522 ■
303720 Solid White
303721 Solid Light Grey
304231 Solid Grey
303722 Solid Black
303719 Solid Beige



31x62 cm Naturale *
12"x24" Natural
R10 ± 7,5 mm
514 ■
304061 Solid White
304062 Solid Light Grey
304064 Solid Grey
304063 Solid Black
304060 Solid Beige



Mosaico 5x5
30x30 cm Rettificato
12"x12" Rectified
R10 566 ■
303724 Solid White
303725 Solid Light Grey
303726 Solid Black
303723 Solid Beige

decor




303718 525 ■
Solid Décor
60x60 cm Rett.
24"x24" Rect.
R10

ultra outdoor R11

FORMATI . SIZES ± 20 mm
60x60 cm 24"x24"

FORMATI . SIZES ± 30 mm
80x80 cm 32"x32"
40x80 cm 16"x32"
60x60 cm 24"x24"



special pieces

	Battiscopa 7x60 cm 20 ● 502 ■	7x62 cm 20 ● 502 ■	* Gradino Frontale Elle Costa Retta 30x120x5 cm 1 ● 574 ■	* Gradino Angolare Elle Costa Retta DX 30x120x5 cm 1 ● 575 ■	* Gradino Angolare Elle Costa Retta SX 30x120x5 cm 1 ● 575 ■
White	801699	-	801703L	801707L	801711L
Light Grey	801700	-	801704L	801708L	801712L
Grey	802452	802343	802453	802454	802455
Black	801701	-	801705L	801709L	801713L
Beige	801698	-	801702L	801706L	801710L

* Disponibili solo su ordinazione . Available on demand

weight and sizes

dimensioni sizes dimensions abmessungen	spessore thickness épaisseur stärke	pz/collo pcs/box pc/boite stk/ktn	mq/collo sqm/box m/boite qm/ktn	kg/collo kg/box kg/boite kg/ktn	colli/pallet box/europal boites/europal ktn/europal	mq/pallet sqm/pallet m/pallet qm/pallet	kg/europal kg/europal kg/europal kg/europal
120x120 Rettificato	10 mm	2	2,88	63,00	20	57,60	1320
60x120 Rettificato	9,5 mm	2	1,44	30,52	35	50,40	1090
80x80 Rettificato*	9,5 mm	3	1,92	39,00	32	61,44	1268
60x60 Rettificato	9,5 mm	4	1,44	28,40	32	46,08	920
30x60 Rettificato	9,5 mm	8	1,44	29,60	32	46,08	960
31x62 Naturale	7,5 mm	8	1,54	22,80	60	92,40	1390

* Fino ad esaurimento scorte verrà fornito il formato 81x81. Subject to stock availability, sizes 81x81 will be supplied. Sous réserve de disponibilité, les formats 81x81 seront proposés. Vorbehaltlich der Verfügbarkeit werden die Formate 81x81 bereitgestellt.

SOLID

MARBLE&STONE LOOK
CONCRETE&RESIN LOOK
WOOD LOOK
WALL DESIGN
OUTDOOR SPACES
SPECIAL PIECES IN&OUT



GARE SAND 30x60-60x60 cm | DECORO INFINITY 60x60 cm

GARE DU NORD Collection

GRES PORCELLANATO IMPASTO COLORATO

COLORED BODY PORCELAIN STONEWARE
GRÈS CÉRAME MASSE COLORÉ
FEINSTEINZEUG MIT EINGEFAERBTEN SCHERBEN

GRES PORCELLANATO*

PORCELAIN STONEWARE
GRÈS CÉRAME
FEINSTEINZEUG



colori • colors • couleurs • farben

V3



SAND

BROWN

LIGHT GREY

GREY

GRAPHITE

formati • sizes • formats • formate

DCOF
≥0.42

R10

R11



60x120 24"x48"

Rettificato
Rectified

R10
≈ 9,5 mm



80x80 32"x32" *

Rettificato
Rectified

R10
≈ 9,5 mm



60x60 24"x24"

Rettificato
Rectified

R10
≈ 9,5 mm



30x60 12"x24"

Rettificato
Rectified

R10
≈ 9,5 mm



31x62 12"x24"

Naturale
Natural

R11
≈ 9 mm *

ULTRA OUTDOOR ≈ 20 mm ≈ 30 mm

Dettagli della gamma spessorati per esterno a pagina 251. Details of the exterior flooring range on page 251
Détails de la gamme de revêtements de sol extérieurs page 251. Details zum Außenboden-Sortiment auf Seite 251

DCOF
≥0.42

R11



60x60 24"x24"

Rettificato
Rectified

R11
≈ 20 mm



60x60 24"x24"

Rettificato
Rectified

R11
≈ 30 mm



60x60 24"x24" ≈ 20 mm
in Sand, Graphite



* Fino ad esaurimento scorte verrà fornito il formato 81x81. Subject to stock availability, sizes 81x81 will be supplied.
Sous réserve de disponibilité, les formats 81x81 seront proposés. Vorbehaltlich der Verfügbarkeit werden die Formate 81x81 bereitgestellt.

Per una posa ottimale si raccomanda l'utilizzo di distanziatori autolivellanti.
For an optimum installation we recommend the use of self-leveling spacers.

* <https://database.cstb.fr/fr-FR/CertificateDetails/index/QB32-62d8eac1f57486db7a8f542b>

gare du nord color and graphic variation

V3

gare **light grey**



gare **sand**



gare **grey**



gare **brown**






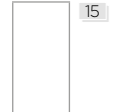

gare **graphite**



gare du nord sizes and surfaces



indoor R10



 <p>60x120 cm Rettificato 24"x48" Rectified R10 ± 9,5 mm 534 ■ 303645 Gare Light Grey 303646 Gare Grey 303834 Gare Graphite 303647 Gare Sand 303835 Gare Brown</p>	 <p>80x80 cm Rettificato 32"x32" Rectified R10 ± 9,5 mm 534 ■ 303593- Gare Light Grey 303594- Gare Grey 303595- Gare Graphite 303591- Gare Sand 303592- Gare Brown</p>	 <p>60x60 cm Rettificato 24"x24" Rectified R10 ± 8 mm 520 ■ 303598 Gare Light Grey 303599 Gare Grey 303600 Gare Graphite 303596 Gare Sand 303597 Gare Brown</p>	 <p>30x60 cm Rettificato 12"x24" Rectified R10 ± 9,5 mm 522 ■ 303603 Gare Light Grey 303604 Gare Grey 303605 Gare Graphite 303601 Gare Sand 303602 Gare Brown</p>	 <p>Mosaico 5x5 30x30 cm Rettificato 12"x12" Rectified R10 566 ■ 303618 Gare Light Grey 303617 Gare Grey 303616 Gare Graphite 303614 Gare Sand 303615 Gare Brown</p>
--	--	---	---	---

outdoor R11




31x62 cm Naturale *
12"x24" Natural
R11 ± 9 mm
520 ■
303923 Cementone Gare Grey OUT
303922 Cementone Gare Sand OUT

decor






 <p>004137 525 ■ Decoro Eternity 60x60 cm Rett. 24"x24" Rect. R10</p>	 <p>004138 525 ■ Decoro Infinity 60x60 cm Rett. 24"x24" Rect. R10</p>
--	--

ultra outdoor R11

Only: Sand, Graphite
FORMATI . SIZES ± 20 mm
60x60 cm 24"x24"
FORMATI . SIZES ± 30 mm
60x60 cm 24"x24"


P. 251

special pieces

	 Battiscopa 7x60 cm 20 502 ■	 * Gradino Frontale Elle Costa Retta 30x60x5 cm 30x120x5 cm 1 587 ■ 1 574 ■	 * Gradino Angolare Elle Costa Retta DX 30x60x5 cm 30x120x5 cm 1 562 ■ 1 575 ■	 * Gradino Angolare Elle Costa Retta SX 30x60x5 cm 30x120x5 cm 1 562 ■ 1 575 ■	 * Terminale a Elle Monolitico 15x30x4 cm 8 505 ■
Light Grey	801544	801610L 801615L	801620L 801630L	801625L 801635L	-
Grey	801543	801611L 801616L	801621L 801631L	801626L 801636L	801874 R11
Graphite	801542	801612L 801617L	801622L 801632L	801627L 801637L	-
Sand	801540	801608L 801613L	801618L 801628L	801623L 801633L	801873 R11
Brown	801541	801609L 801614L	801619L 801629L	801624L 801634L	-

* **Disponibili solo su ordinazione** . Available on demand
* **È OBBLIGATORIO posare il Terminale a Elle Monolitico SFALSATO essendo di dimensione diversa rispetto alle piastrelle**
It is MANDATORY to lay Terminale a Elle Monolitico STAGGERED (not following same joint) due to the difference in dimension between tiles and special pieces

weight and sizes

dimensioni sizes dimensions abmessungen	spessore thickness épaisseur stärke	pz/collo pcs/box pc/boite stk/ktn	mq/collo sqm/box m/boite qm/ktn	kg/collo kg/box kg/boite kg/ktn	colli/pallet box/europal boites/europal ktn/europal	mq/pallet sqm/pallet m/pallet qm/pallet	kg/europal kg/europal kg/europal kg/europal
80x80 Rettificato*	9,5 mm	3	1,92	39,00	32	61,44	1268
60x120 Rettificato	9,5 mm	2	1,44	30,52	35	50,40	1090
60x60 Rettificato	9,5 mm	4	1,44	28,40	32	46,08	920
30x60 Rettificato	9,5 mm	8	1,44	29,60	32	46,08	960
31x62 Naturale	9 mm	7	1,35	21,70	60	81,00	1322

* **Fino ad esaurimento scorte verrà fornito il formato 81x81.** Subject to stock availability, sizes 81x81 will be supplied.
Sous réserve de disponibilité, les formats 81x81 seront proposés. Vorbehaltlich der Verfügbarkeit werden die Formate 81x81 bereitgestellt.

MARBLE&STONE LOOK
CONCRETE&RESIN LOOK
WOOD LOOK
WALL DESIGN
OUTDOOR SPACES
SPECIAL PIECES IN&OUT



EVOQ AVORIO 60x120 cm

EVOQ Collection

GRES PORCELLANATO IMPASTO COLORATO

COLORED BODY PORCELAIN STONEWARE


GRÈS CÉRAME MASSE COLORÉ

FEINSTEINZEUG MIT EINGEFAERBTEN SCHERBEN



colori • colors • couleurs • farben

V2



BIANCO

AVORIO

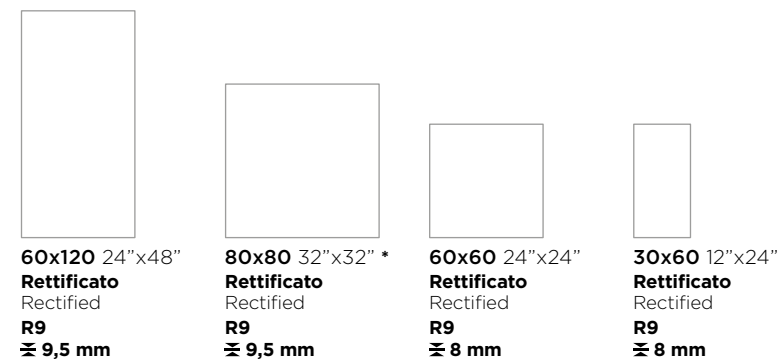
POLVERE

NERO

NIGHT
(Solo/Only Ultra Outdoor)

formati • sizes • formats • formate

R9



60x120 24"x48"
Rettificato
Rectified
R9
≅ 9,5 mm

80x80 32"x32" *
Rettificato
Rectified
R9
≅ 9,5 mm

60x60 24"x24"
Rettificato
Rectified
R9
≅ 8 mm

30x60 12"x24"
Rettificato
Rectified
R9
≅ 8 mm

ULTRA OUTDOOR ≅ 20 mm

Dettagli della gamma spessorati per esterno a pagina 251 . Details of the exterior flooring range on page 251
Détails de la gamme de revêtements de sol extérieurs page 251 . Details zum Außenboden-Sortiment auf Seite 251

DCOF
≅0.42

R11



60x60 24"x24"
Rettificato
Rectified
R11
≅ 20 mm

* Fino ad esaurimento scorte verrà fornito il formato 81x81. Subject to stock availability, sizes 81x81 will be supplied.
Sous réserve de disponibilité, les formats 81x81 seront proposés. Vorbehaltlich der Verfügbarkeit werden die Formate 81x81 bereitgestellt.

Per una posa ottimale si raccomanda l'utilizzo di distanziatori autolivellanti. For an optimum installation we recommend the use of self-leveling spacers.

evoq color and graphic variation

V2

evoq **bianco**




evoq **polvere**



evoq **avorio**




evoq **nero**




evoq sizes and surfaces



indoor R9



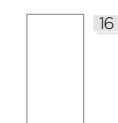
60x120 cm Rettificato
24"x48" Rectified
R9 ± 9,5 mm
534 ■
R05372 Evoq Bianco
R05374 Evoq Polvere
R05371 Evoq Avorio
R05373 Evoq Nero



80x80 cm Rettificato
32"x32" Rectified
R9 ± 9,5 mm
534 ■
R04995- Evoq Bianco
R04997- Evoq Polvere
R04994- Evoq Avorio
R04996- Evoq Nero



60x60 cm Rettificato
24"x24" Rectified
R9 ± 8 mm
515 ■
R05285 Evoq Bianco
R05287 Evoq Polvere
R05284 Evoq Avorio
R05286 Evoq Nero



30x60 cm Rettificato
12"x24" Rectified
R9 ± 8 mm
519 ■
R05289 Evoq Bianco
R05291 Evoq Polvere
R05288 Evoq Avorio
R05290 Evoq Nero



Mosaico 5x5
30x30 cm Rettificato
12"x12" Rectified
R9 566 ■
004564 Evoq Bianco
004566 Evoq Polvere
004565 Evoq Avorio
004567 Evoq Nero

ultra outdoor R11

Only: Avorio, Nero, Night

FORMATI . SIZES ± 20 mm

60x60 cm 24"x24"



special pieces



Battiscopa
7x60 cm
20 ■ 502 ■



* **Gradino Frontale**
Elle Costa Retta
30x120x5 cm
1 ■ 574 ■



* **Gradino Angolare**
Elle Costa Retta DX
30x120x5 cm
1 ■ 575 ■



* **Gradino Angolare**
Elle Costa Retta SX
30x120x5 cm
1 ■ 575 ■

Bianco	R05376	802329L	802330L	802331L
Polvere	R05378	802335L	802336L	802337L
Avorio	R05375	802332L	802333L	802334L
Nero	R05377	802338L	802339L	802340L

* **Disponibili solo su ordinazione** . Available on demand

weight and sizes

dimensioni sizes dimensions abmessungen	spessore thickness epaisseur stärke	pz/collo pcs/box pc/boite stk/ktn	mq/collo sqm/box m/boite qm/ktn	kg/collo kg/box kg/boite kg/ktn	colli/pallet box/euopal boites/euopal ktn/euopal	mq/pallet sqm/pallet m/pallet qm/pallet	kg/euopal kg/euopal kg/euopal kg/euopal
80x80 Rettificato*	9,5 mm	3	1,92	39,00	32	61,44	1268
60x120 Rettificato	9,5 mm	2	1,44	30,52	35	50,40	1090
60x60 Rettificato	8 mm	5	1,80	32,00	32	57,60	1088
30x60 Rettificato	8 mm	10	1,80	31,00	32	57,60	1010

* **Fino ad esaurimento scorte verrà fornito il formato 81x81.** Subject to stock availability, sizes 81x81 will be supplied.
Sous réserve de disponibilité, les formats 81x81 seront proposés. Vorbehaltlich der Verfügbarkeit werden die Formate 81x81 bereitgestellt.

EVOQ

MARBLE&STONE LOOK
CONCRETE&RESIN LOOK
WOOD LOOK
WALL DESIGN
OUTDOOR SPACES
SPECIAL PIECES IN&OUT



FABRIC WHITE, DECORO FABRIC 60x120 cm | ANTHRACITE 60x60 cm

FABRIC Collection

GRES PORCELLANATO IMPASTO COLORATO

COLORED BODY PORCELAIN STONWARE

GRÈS CÉRAME MASSE COLORÉ

FEINSTEINZEUG MIT EINGEFAERBTEN SCHERBEN



colori • colors • couleurs • farben



WHITE

GREY

ANTHRACITE

BEIGE

formati • sizes • formats • formate



60x120 24"x48"
Rettificato
Rectified
R9
≅ 9,5 mm



60x60 24"x24"
Rettificato
Rectified
R9
≅ 9,5 mm



30x60 12"x24"
Rettificato
Rectified
R9
≅ 9,5 mm


R9

Per una posa ottimale si raccomanda l'utilizzo di distanziatori autolivellanti. For an optimum installation we recommend the use of self-leveling spacers.

fabric color and graphic variation

V2


fabric **white**



fabric **beige**



fabric **grey**




fabric **anthracite**



fabric sizes and surfaces



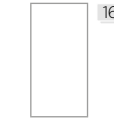
indoor R9



60x120 cm Rettificato
24"x48" Rectified
R9 ± 9,5 mm
534 ■
303405 Fabric White
303406 Fabric Grey
303407 Fabric Beige
303408 Fabric Anthracite




60x60 cm Rettificato
24"x24" Rectified
R9 ± 9,5 mm
520 ■
303409 Fabric White
303410 Fabric Grey
303411 Fabric Beige
303412 Fabric Anthracite






30x60 cm Rettificato
12"x24" Rectified
R9 ± 9,5 mm
522 ■
303413 Fabric White
303414 Fabric Grey
303415 Fabric Beige
303416 Fabric Anthracite

decor



303417 547 ■
Decoro Fabric
60x120 cm Rett.
24"x48" Rect.
R9

special pieces

	 Battiscopa 7x60 cm 20 ■ 502 ■	 * Gradino Frontale Elle Costa Retta 30x120x5 cm 1 ■ 574 ■	 * Gradino Angolare Elle Costa Retta DX 30x120x5 cm 1 ■ 575 ■	 * Gradino Angolare Elle Costa Retta SX 30x120x5 cm 1 ■ 575 ■
White	801484	801488L	801492L	801496L
Grey	801485	801489L	801493L	801497L
Beige	801486	801490L	801494L	801498L
Anthracite	801487	801491L	801495L	801499L

* **Disponibili solo su ordinazione** . Available on demand

weight and sizes

dimensioni sizes dimensions abmessungen	spessore thickness epaisseur stärke	pz/collo pcs/box pc/boite stk/ktn	mq/collo sqm/box m/boite qm/ktn	kg/collo kg/box kg/boite kg/ktn	colli/pallet box/europal boites/europal ktn/europal	mq/pallet sqm/pallet m/pallet qm/pallet	kg/europal kg/europal kg/europal kg/europal
60x120 Rettificato	9,5 mm	2	1,44	30,52	35	50,40	1090
60x60 Rettificato	9,5 mm	5	1,80	35,50	24	43,20	872
30x60 Rettificato	9,5 mm	7	1,26	25,90	40	50,40	1050

* **Fino ad esaurimento scorte verrà fornito il formato 81x81.** Subject to stock availability, sizes 81x81 will be supplied.
Sous réserve de disponibilité, les formats 81x81 seront proposés. Vorbehaltlich der Verfügbarkeit werden die Formate 81x81 bereitgestellt.

FABRIC
CONCRETE&RESIN LOOK
WOOD LOOK
WALL DESIGN
OUTDOOR SPACES
SPECIAL PIECES IN&OUT



EMOTION BLANC 120x120 cm

EMOTION Collection

GRES PORCELLANATO IMPASTO COLORATO
 COLORED BODY PORCELAIN STONEWARE
 GRÈS CÉRAME MASSE COLORÉ
 FEINSTEINZEUG MIT EINGEFAERBTEN SCHERBEN

GRES PORCELLANATO*
 PORCELAIN STONEWARE
 GRÈS CÉRAME
 FEINSTEINZEUG



colori • colors • couleurs • farben

V2



BLANC

GRIS


ANTHRACITE

TAUPE

formati • sizes • formats • formate

R9

R11



120x120 48"x48"
Rettificato
 Rectified
R9
 ≈ 10 mm



60x120 24"x48"
Rettificato
 Rectified
R9 / R11
 ≈ 9,5 mm



80x80 32"x32" *
Rettificato
 Rectified
R9
 ≈ 9,5 mm



60x60 24"x24"
Rettificato
 Rectified
R9 / R11
 ≈ 8 mm



30x60 12"x24"
Rettificato
 Rectified
R9
 ≈ 8 mm

* Fino ad esaurimento scorte verrà fornito il formato 81x81. Subject to stock availability, sizes 81x81 will be supplied.
 Sous réserve de disponibilité, les formats 81x81 seront proposés. Vorbehaltlich der Verfügbarkeit werden die Formate 81x81 bereitgestellt.

Per una posa ottimale si raccomanda l'utilizzo di distanziatori autolivellanti.
 For an optimum installation we recommend the use of self-leveling spacers.

* <https://database.cstb.fr/fr-FR/CertificateDetails/index/QB32-62d8eca1f57486db7a8f542b>



emotion color and graphic variation

v2

emotion **blanc**



emotion **gris**



emotion **taupe**







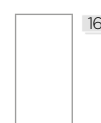
emotion **anthracite**





emotion sizes and surfaces



indoor R9

 <p>120x120 cm Rettificato 48"x48" Rectified R9 ± 10 mm 604 ■ EMT401 Emotion Blanc EMT403 Emotion Taupe</p>	 <p>60x120 cm Rettificato 24"x48" Rectified R9 ± 9,5 mm 534 ■ EMT091 Emotion Blanc EMT092 Emotion Gris EMT093 Emotion Taupe EMT094 Emotion Anthracite</p>	 <p>80x80 cm Rettificato 32"x32" Rectified R9 ± 9,5 mm 534 ■ EMT051- Emotion Blanc EMT052- Emotion Gris EMT053- Emotion Taupe EMT054- Emotion Anthracite</p>	 <p>60x60 cm Rettificato 24"x24" Rectified R9 ± 8 mm 515 ■ EMT071 Emotion Blanc EMT072 Emotion Gris EMT073 Emotion Taupe EMT074 Emotion Anthracite</p>	 <p>30x60 cm Rettificato 12"x24" Rectified R9 ± 8 mm 519 ■ EMT037 Emotion Blanc EMT038 Emotion Gris EMT039 Emotion Taupe EMT036 Emotion Anthracite</p>
--	--	---	---	---

outdoor R11

 <p>60x120 cm Rettificato 24"x48" Rectified R11 ± 9,5 mm 581 ■ EMT112 Emotion Gris OUT EMT114 Emotion Anthracite OUT</p>	 <p>60x60 cm Rettificato 24"x24" Rectified R11 ± 8 mm 521 ■ EMT081 Emotion Blanc OUT EMT082 Emotion Gris OUT EMT083 Emotion Taupe OUT EMT084 Emotion Anthracite OUT</p>
---	--

special pieces

	 Battiscopa 7x60 cm 20 ■ 502 ■	 * Gradino Frontale Elle Costa Retta 30x120x5 cm 1 ■ 574 ■	 * Gradino Angolare Elle Costa Retta DX 30x120x5 cm 1 ■ 575 ■	 * Gradino Angolare Elle Costa Retta SX 30x120x5 cm 1 ■ 575 ■	 * Gradino Angolare Elle Costa Retta SX 30x60x5 cm 1 ■ 587 ■		
Blanc	EMT105	802317L	801844L R11	802318L	801845L R11	802319L	801846L R11
Gris	EMT106	802320L	801847L R11	802321L	801848L R11	802322L	801849L R11
Taupe	EMT107	802323L	801850L R11	802324L	801851L R11	802325L	801852L R11
Anthracite	EMT108	802326L	801853L R11	802327L	801854L R11	802328L	801855L R11

* **Disponibili solo su ordinazione** . Available on demand

weight and sizes

dimensioni sizes dimensions abmessungen	spessore thickness epaisseur stärke	pz/collo pcs/box pc/boite stk/ktn	mq/collo sqm/box m/boite qm/ktn	kg/collo kg/box kg/boite kg/ktn	colli/pallet box/europal boites/europal ktn/europal	mq/pallet sqm/pallet m/pallet qm/pallet	kg/europal kg/europal kg/europal kg/europal
120x120 Rettificato	10 mm	2	2,88	63,00	20	57,60	1320
80x80 Rettificato*	9,5 mm	3	1,92	39,00	32	61,44	1268
60x120 Rettificato	9,5 mm	2	1,44	30,52	35	50,40	1090
60x60 Rettificato	8 mm	5	1,80	32,00	32	57,60	1088
30x60 Rettificato	8 mm	10	1,80	31,00	32	57,60	1010

* **Fino ad esaurimento scorte verrà fornito il formato 81x81.** Subject to stock availability, sizes 81x81 will be supplied.
Sous réserve de disponibilité, les formats 81x81 seront proposés. Vorbehaltlich der Verfügbarkeit werden die Formate 81x81 bereitgestellt.

EMOTION
CONCRETE&RESIN LOOK
WOOD LOOK
WALL DESIGN
OUTDOOR SPACES
SPECIAL PIECES IN&OUT



CEMENTI WHITE 60x60 cm

CEMENTI Collection

GRES PORCELLANATO IMPASTO COLORATO - UGL

COLORED BODY PORCELAIN STONEWARE - UGL

GRÈS CÉRAMÉ MASSE COLORÉ - UGL

FEINSTEINZEUG MIT EINGEFAERBTEN SCHERBEN - UGL



MARBLE&STONE LOOK

colori • colors • couleurs • farben

mix & match

V2




BEIGE



SAND



TAUPE



MUD




WHITE



GREY



FOG



BLACK

WOOD LOOK

WALL DESIGN

formati • sizes • formats • formate

R9



60x120 24"x48"
Rettificato
Rectified
± 9,5 mm



60x60 24"x24"
Rettificato
Rectified
± 9,5 mm



30x60 12"x24"
Rettificato
Rectified
± 9,5 mm


OUTDOOR SPACES

SPECIAL PIECES IN&OUT


cementi color and graphic variation

V2


cementi **beige**




cementi **white**



cementi **sand**




cementi **grey**




cementi **taupe**




cementi **fog**



cementi **mud**




cementi **black**



cementi sizes and surfaces



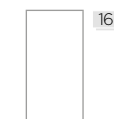
indoor R9



60x120 cm Rettificato
24"x48" Rectified
R9 ± 9,5 mm
534 ■
304346 Cementi Beige
304347 Cementi Sand
304348 Cementi White
301895 Cementi Grey



60x60 cm Rettificato
24"x24" Rectified
R9 ± 9,5 mm
520 ■
302557 Cementi Beige
302558 Cementi Sand
302559 Cementi Taupe
302560 Cementi Mud
302561 Cementi White
302562 Cementi Grey
302563 Cementi Fog
302564 Cementi Black



30x60 cm Rettificato
12"x24" Rectified
R9 ± 9,5 mm
522 ■
302597 Cementi Beige
302598 Cementi Sand
302599 Cementi Taupe
302600 Cementi Mud
302601 Cementi White
302602 Cementi Grey
302603 Cementi Fog
302604 Cementi Black

special pieces



Battiscopa
7x60 cm
20 ■ 502 ■

Beige 801088
Sand 801089
Taupe 801090
Mud 801091
White 801092
Grey 801093
Fog 801094
Black 801095



* **Gradino Frontale**
Elle Costa Retta
30x60x5 cm
1 ■ 587 ■

Beige 801651L
Sand 801652L
Taupe 801653L
Mud 801654L
White 801655L
Grey 801656L
Fog 801673L
Black 801672L



* **Gradino Angolare**
Elle Costa Retta DX
30x60x5 cm
1 ■ 562 ■

Beige 801657L
Sand 801658L
Taupe 801659L
Mud 801660L
White 801661L
Grey 801662L
Fog 801675L
Black 801674L



* **Gradino Angolare**
Elle Costa Retta SX
30x60x5 cm
1 ■ 562 ■

Beige 801663L
Sand 801664L
Taupe 801665L
Mud 801666L
White 801667L
Grey 801668L
Fog 801677L
Black 801676L

* **Disponibili solo su ordinazione** . Available on demand

weight and sizes

dimensioni sizes dimensions abmessungen	spessore thickness epaisseur stärke	pz/collo pcs/box pc/boite stk/ktn	mq/collo sqm/box m/boite qm/ktn	kg/collo kg/box kg/boite kg/ktn	colli/pallet box/europal boites/europal ktn/europal	mq/pallet sqm/pallet m/pallet qm/pallet	kg/europal kg/europal kg/europal kg/europal
60x120 Rettificato	9,5 mm	2	1,44	30,52	35	50,40	1090
60x60 Rettificato	9,5 mm	5	1,80	35,50	24	43,20	872
30x60 Rettificato	9,5 mm	7	1,26	25,90	40	50,40	1050

wood look

effetto legno

MEIKE	PG 146
IKON	PG 152
ESSENZE	PG 158
UNIVERSAL OAK	PG 162
SIERRA	PG 166



MEIKE Collection


GRES PORCELLANATO IMPASTO COLORATO

COLORED BODY PORCELAIN STONEWARE
GRÈS CÉRAME MASSE COLORÉ
FEINSTEINZEUG MIT EINGEFAERBTEN SCHERBEN



colori • colors • couleurs • farben

V3



ACERO

ROVERE

QUERCIA

BETULLA

formati • sizes • formats • formate

DCOF
≥0.42

R10

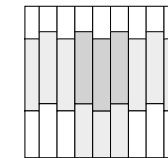


30x122 12"x48"
Rettificato
Rectified
± 9,5 mm

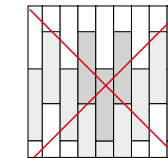


20x122 8"x48"
Rettificato
Rectified
± 9,5 mm

schemi di posa • laying patterns • schémas de pose • verlegungsschemen



Si consiglia di posare il materiale sfalsato di 1/10.
We recommend laying the material in a 1/10 staggered arrangement.



Non è consigliabile posare il materiale sfalsato di 1/2.
We do not recommend laying the material in a 1/2 staggered pattern.

meike color and graphic variation

V3

meike **acero**



meike **rovere**



meike **quercia**




meike **betulla**



meike sizes and surfaces



indoor R10



30x122 cm Rettificato
12"x48" Rectified
R10 ± 9,5 mm
525 ■
304271 Meike Acero
304272 Meike Rovere
304274 Meike Quercia
304273 Meike Betulla



20x122 cm Rettificato
8"x48" Rectified
R10 ± 9,5 mm
525 ■
304267 Meike Acero
304268 Meike Rovere
304270 Meike Quercia
304269 Meike Betulla

special pieces



Battiscopa
6x61 cm
20 ■ 503 ■



* **Gradino Frontale**
Elle Costa Retta
30x122x5 cm
1 ■ 569 ■



* **Gradino Angolare**
Elle Costa Retta DX
30x122x5 cm
1 ■ 573 ■



* **Gradino Angolare**
Elle Costa Retta SX
30x122x5 cm
1 ■ 573 ■

Acero	802579	802478	802482	802486
Rovere	802506	802479	802483	802487
Quercia	802507	802481	802485	802489
Betulla	802508	802480	802484	802488

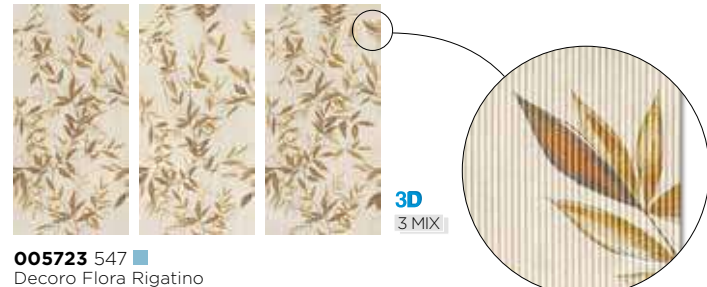
* **Disponibili solo su ordinazione** . Available on demand

weight and sizes

dimensioni sizes dimensions abmessungen	spessore thickness epaisseur stärke	pz/collo pcs/box pc/boite stk/ktn	mq/collo sqm/box m/boite qm/ktn	kg/collo kg/box kg/boite kg/ktn	colli/pallet box/europal boites/europal ktn/europal	mq/pallet sqm/pallet m/pallet qm/pallet	kg/europal kg/europal kg/europal kg/europal
30x122 Rettificato	9,5 mm	4	1,46	29,80	36	52,70	1090
20x122 Rettificato	9,5 mm	5	1,22	25,30	45	54,90	1150

Meike decors

La ripresa grafica tra le diverse lastre di decori può avere una tolleranza contenuta in 3mm. Per creare la composizione grafica del Flora Rigatino i decori hanno un unico verso di posa. The tile graphic between the different slabs of decors could have a tolerance included in 3 mm. To create the graphic composition, the Flora Rigatino have a single direction of installation. La suite graphique des différents décors peut présenter une tolérance allant jusqu'à 3 mm. Pour créer la composition graphique, le modèle Flora Rigatino doit être posé dans une seule direction. Die Fliesengrafik zwischen den verschiedenen Dekorplatten kann eine Toleranz von bis zu 3 mm aufweisen. Für die grafische Komposition muss das Modell Flora Rigatino in einer einzigen Verlegerichtung installiert werden.



005723 547 ■
Decoro Flora Rigatino
60x120 cm Rett.
24"x48" Rect.
R10

Dettaglio struttura 3D
Close UP 3D fluted



MEIKE DECORO FLORA RIGATINO 60x120 cm

weight and sizes

dimensioni sizes dimensions abmessungen	spessore thickness épaisseur stärke	pz/collo pcs/box pc/boite stk/ktn	mq/collo sqm/box m/boite qm/ktn	kg/collo kg/box kg/boite kg/ktn	colli/pallet box/europal boites/europal ktn/europal	mq/pallet sqm/pallet m/pallet qm/pallet	kg/europal kg/europal kg/europal kg/europal
60x120 Decoro Flora Rigatino	9,5 mm	2	1,44	30,52	35	50,40	1090

Meike collection



MEIKE ROVERE 20x122 cm | DECORO FLORA RIGATINO 60x120 cm



MEIKE QUERCIA 30x122 cm | CHARME ILLUSION 60x120 cm

MARBLE&STONE LOOK

CONCRETE&RESIN LOOK

WOOD LOOK

WALL DESIGN

OUTDOOR SPACES

SPECIAL PIECES IN&OUT



IKON Collection

GRES PORCELLANATO IMPASTO COLORATO
 COLORED BODY PORCELAIN STONEWARE
 GRÈS CÉRAME MASSE COLORÉ
 FEINSTEINZEUG MIT EINGEFAERBTEN SCHERBEN





colori • colors • couleurs • farben



MINDI ALPS WALNUT AMBER BIRCH

formati • sizes • formats • formate





 30x122 12"x48" Rettificato Rectified $\approx 9,5$ mm	 20x122 8"x48" Rettificato Rectified $\approx 9,5$ mm
--	---

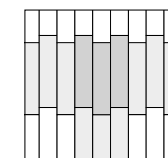
ULTRA OUTDOOR ≈ 20 mm ≈ 30 mm

Dettagli della gamma spessorati per esterno a pagina 257 . Details of the exterior flooring range on page 257
 Détails de la gamme de revêtements de sol extérieurs page 257 . Details zum Außenboden-Sortiment auf Seite 257

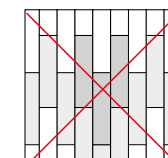


 30x122 12"x48" Rettificato Rectified R11 ≈ 20 mm	 40x80 16"x32" Rettificato Rectified R11 ≈ 30 mm
--	---

schemi di posa • laying patterns • schémas de pose • verlegungsschemen



Si consiglia di posare il materiale sfalsato di 1/10.
 We recommend laying the material in a 1/10 staggered arrangement.



Non è consigliabile posare il materiale sfalsato di 1/2.
 We do not recommend laying the material in a 1/2 staggered pattern.

Per una posa ottimale si raccomanda l'utilizzo di distanziatori autolivellanti. For an optimum installation we recommend the use of self-leveling spacers.

IKON AMBER 30x122 cm - 20x122 cm | RIGAT-ONE AMBER 60x120 cm

ikon color and graphic variation

V3

ikon **birch**



ikon **amber**



ikon **mind**



ikon **walnut**




ikon **alps**




ikon sizes and surfaces



indoor R10



30x122 cm Rettificato
12"x48" Rectified
R10 ± 9,5 mm
525 ■
303802 Ikon Birch
304120 Ikon Mindi
304122 Ikon Alps
303660 Ikon Amber
303661 Ikon Walnut



20x122 cm Rettificato
8"x48" Rectified
R10 ± 9,5 mm
525 ■
303801 Ikon Birch
304119 Ikon Mindi
304121 Ikon Alps
303658 Ikon Amber
303659 Ikon Walnut

ultra outdoor R11





Only: Amber

FORMATI . SIZES ± 20 mm
30x122 cm 12"x48"

FORMATI . SIZES ± 30 mm
40x80 cm 16"x32"



special pieces

	 Battiscopa 6x61 cm 20 ■ 503 ■	 * Gradino Frontale Elle Costa Retta 30x122x5 cm 1 ■ 569 ■	 * Gradino Angolare Elle Costa Retta DX 30x122x5 cm 1 ■ 573 ■	 * Gradino Angolare Elle Costa Retta SX 30x122x5 cm 1 ■ 573 ■
Birch	801746	801747L	801748L	801749L
Mindi	802377	802378	802379	802380
Alps	802381	802382	802383	802384
Amber	801572A	801574L	801575L	801576L
Walnut	801573A	801577L	801578L	801579L

* **Disponibili solo su ordinazione** . Available on demand

weight and sizes

dimensioni sizes dimensions abmessungen	spessore thickness epaisseur stärke	pz/collo pcs/box pc/boite stk/ktn	mq/collo sqm/box m/boite qm/ktn	kg/collo kg/box kg/boite kg/ktn	colli/pallet box/europal boites/europal ktn/europal	mq/pallet sqm/pallet m/pallet qm/pallet	kg/europal kg/europal kg/europal kg/europal
30x122 Rettificato	9,5 mm	4	1,46	29,80	36	52,70	1090
20x122 Rettificato	9,5 mm	5	1,22	25,30	45	54,90	1150

ikon decors

La ripresa grafica tra le diverse lastre di decori può avere una tolleranza contenuta in 3mm. Per creare la composizione grafica dei decori hanno un unico verso di posa. The tile graphic between the different slabs of decors could have a tolerance included in 3 mm. To create the graphic composition, the decors have a single direction of installation. La suite graphique des différents décors peut présenter une tolérance allant jusqu'à 3 mm. Pour créer la composition graphique, le décors doit être posé dans une seule direction. Die Fliesengrafik zwischen den verschiedenen Dekorplatten kann eine Toleranz von bis zu 3 mm aufweisen. Für die grafische Komposition muss den Dekorplatten in einer einzigen Verlegerichtung installiert werden.



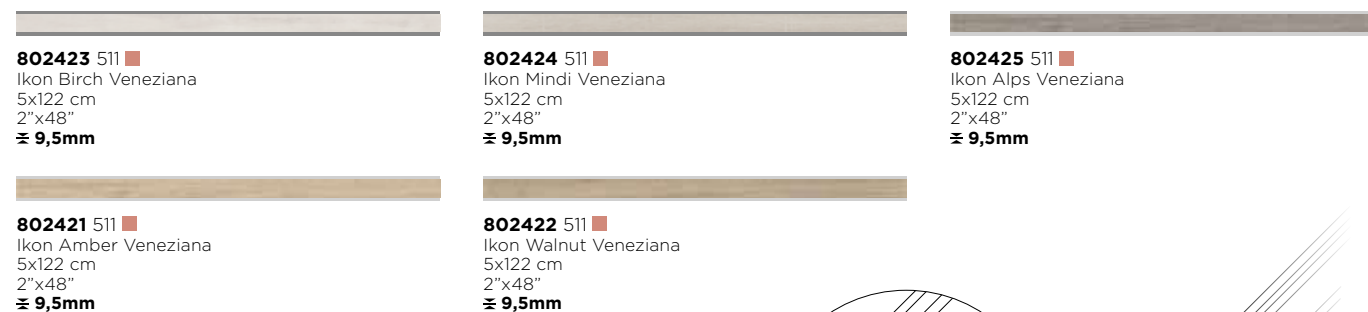
304166 547 ■
Decoro Ikon
60x120 cm Rett.
24"x48" Rect.
± 9,5mm

304123 544 ■
Rigat-One Amber
60x120 cm Rett.
24"x48" Rect.
± 9,5mm

ikon veneziana

La Veneziana è il nostro concept premium per creare dimensione e struttura su di una superficie piana, rendendola visivamente dinamica attraverso un effetto 3D in gres porcellanato. Una soluzione tecnica ottenuta dalla ricerca ed applicazione delle ultime tecnologie di settore e dalla massima attenzione ai dettagli. Sfruttare un'illuminazione strategica contribuirà inoltre a potenziare l'effetto 3D e ad enfatizzare l'esperienza complessiva in qualsiasi ambiente.

Veneziana is our premium concept to convey dimension and texture to a flat surface, providing a visually interesting and dynamic look through a 3D porcelain effect. A product that combines research with the cutting edge technologies; the attention to details and lighting strategically will help enhance the 3D effect to emphasize the overall experience in any environment. La Veneziana est notre concept premium pour créer de la dimension et de la structure sur une surface plane, en la rendant visuellement dynamique grâce à un effet 3D en grès cérame. Une solution technique obtenue à partir de la recherche et de l'application des dernières technologies du secteur et d'une attention maximale aux détails. L'utilisation d'un éclairage stratégique contribuera également à améliorer l'effet 3D et à mettre en valeur l'expérience globale dans n'importe quel environnement. Veneziana ist unser "Concept Premium" um Dimension und Struktur auf eine ebene Oberfläche zu erstellen. Dank einer 3D Effekt in glasiertem Feinsteinzeug schaffen wir diese Oberfläche optisch dynamisch zu machen. Es handelt sich um eine technische Lösung die aus der Untersuchung und Anwendung der letzten Fachtechnologie dieser Abteilung und aus der maximalen Aufmerksamkeit zum Detail herkommt. Eine strategische Beleuchtung zu nutzen wird außerdem dazu beitragen den 3D Effekt zu verstärken und die gesamte Erfahrung in jedem Umwelt zu betonen.

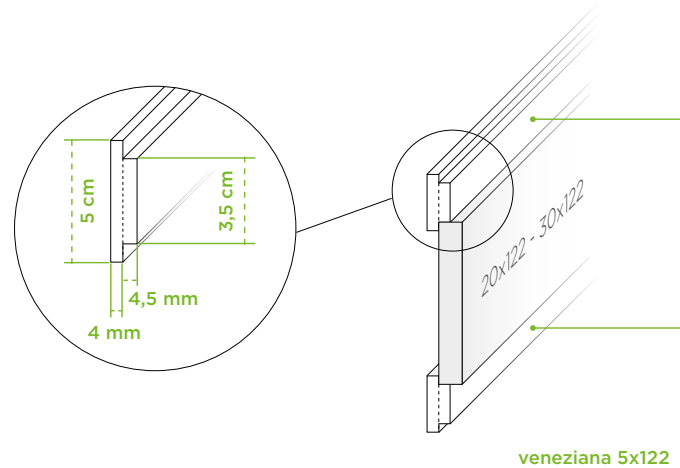


Composizione Veneziana
per posare una superficie di circa 1 mq abbinata con il formato 20x122cm servono 3,5 listelli Veneziana mentre 2,5 pezzi con posa abbinata al formato 30x122cm.

Veneziana elements.
to cover about 1sqm surface with 20x122cm size you will need 3,5 pieces of the listello veneziana, 2,5 pieces if installed combined with 30x122cm.

Composition Veneziana.
Pour poser une surface d'environ 1 m2 combiné au format 20x122 cm. il faut 3,5 pièces de Veneziana, et 2,5 pièces avec la pose combinés au format 30x122 cm

Komposition Veneziana.
Um eine Oberfläche von ca.1QM, in Verbindung mit dem Format 20x122 zu verlegen, werden 3,5 Listellos Veneziana gebraucht. Fuer die Verlegung mit dem Format 30x122 werden 2,5 Stueck gebraucht.



weight and sizes

dimensioni sizes dimensions abmessungen	spessore thickness épaisseur stärke	pz/collo pcs/box pc/boite stk/ktn	mq/collo sqm/box m/boite qm/ktn	kg/collo kg/box kg/boite kg/ktn	colli/pallet box/europal boites/europal ktn/europal	mq/pallet sqm/pallet m/pallet qm/pallet	kg/europal kg/europal kg/europal kg/europal
60x120 Decoro Ikon / Rigat-One	9,5 mm	2	1,44	30,52	35	50,40	1090
Veneziana 5x122	9,5 mm	24	1,464	23,30	30	43,92	715

ikon collection



IKON MINDI 30x122-20x122 cm, DECORO IKON 60x120 cm



IKON WALNUT 20x122 cm | VENEZIANA WALNUT 5x122 cm | ULTRA SOLID BEIGE 60x60 cm ± 20 mm

MARBLE&STONE LOOK

CONCRETE&RESIN LOOK

WOOD LOOK

WALL DESIGN

OUTDOOR SPACES

SPECIAL PIECES IN&OUT



ESSENZE VANIGLIA 20x122 cm

ESSENZE Collection

GRES PORCELLANATO
 PORCELAIN STONEWARE
 GRÈS CÉRAMÉ
 FEINSTEINZEUG



colori • colors • couleurs • farben

V2



VANIGLIA

CANNELLA

SANDALO

GELSOMINO

formati • sizes • formats • formate

R9 R10 R11



30x122 12"x48"
Rettificato
 Rectified
R10
 ≈ 9,5 mm



20x122 8"x48"
Rettificato
 Rectified
R10
 ≈ 9,5 mm



15x60 6"x24"
Rettificato
 Rectified
R9 / R11
 ≈ 8,5 mm

ULTRA OUTDOOR ≈ 20 mm

Dettagli della gamma spessorati per esterno a pagina 256 . Details of the exterior flooring range on page 256
 Détails de la gamme de revêtements de sol extérieurs page 256 . Details zum Außenboden-Sortiment auf Seite 256

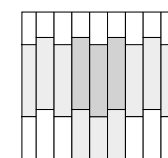
DCOF
0.42 R11

30x122 12"x48"
Rettificato
 Rectified
R11
 ≈ 20 mm

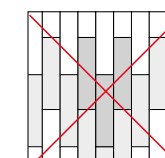


40x80 16"x32" *
Rettificato
 Rectified
R11
 ≈ 20 mm

schemi di posa • laying patterns • schémas de pose • verlegungsschemen



Si consiglia di posare il materiale sfalsato di 1/10.
 We recommend laying the material in a 1/10 staggered arrangement.



Non è consigliabile posare il materiale sfalsato di 1/2.
 We do not recommend laying the material in a 1/2 staggered pattern.

* Fino ad esaurimento scorte verrà fornito il formato 40,5x81. While supplies last, the 40,5x81 format will be provided.

Per una posa ottimale si raccomanda l'utilizzo di distanziatori autolivellanti. For an optimum installation we recommend the use of self-leveling spacers.

essenze color and graphic variation

v2

essenze **vaniglia**



essenze **cannella**



essenze **sandalo**




essenze **gelsomino**



essenze sizes and surfaces



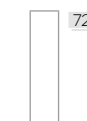
indoor R9/R10



30x122 cm Rettificato
12"x48" Rectified
R10 ± 9,5 mm
525 ■
303814 Essenze Vaniglia
303815 Essenze Cannella

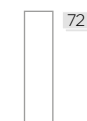


20x122 cm Rettificato
8"x48" Rectified
R10 ± 9,5 mm
525 ■
303810 Essenze Vaniglia
303811 Essenze Cannella
303812 Essenze Sandalo
303813 Essenze Gelsomino



15x60 cm Rettificato
6"x24" Rectified
R9 ± 8,5 mm
520 ■
303585 Essenze Vaniglia
303583 Essenze Cannella
303586 Essenze Sandalo
303581 Essenze Gelsomino

outdoor R11



15x60 cm Rettificato
6"x24" Rectified
R11 ± 8,5 mm
518 ■
303584 Essenze Cannella OUT
303582 Essenze Gelsomino OUT

ultra outdoor R11

FORMATI . SIZES ± 20 mm
30x122 cm 12"x48"
40x80 cm 16"x32"



special pieces

	 Battiscopa 7x60 cm 20 ■ 502 ■	 * Gradino Frontale Elle Costa Retta 30x122x5 cm 1 ■ 569 ■	 * Gradino Angolare Elle Costa Retta DX 30x122x5 cm 1 ■ 573 ■	 * Gradino Angolare Elle Costa Retta SX 30x122x5 cm 1 ■ 573 ■
Vaniglia	801190	801212L	801269L	801272L
Cannella	801191	801265L	801270L	801273L
Sandalo	801192	-	-	-
Gelsomino	801189	-	-	-

* **Disponibili solo su ordinazione** . Available on demand

weight and sizes

dimensioni sizes dimensions abmessungen	spessore thickness epaisseur stärke	pz/collo pcs/box pc/boite stk/ktn	mq/collo sqm/box m/boite qm/ktn	kg/collo kg/box kg/boite kg/ktn	colli/pallet box/europal boites/europal ktn/europal	mq/pallet sqm/pallet m/pallet qm/pallet	kg/europal kg/europal kg/europal kg/europal
30x122 Rettificato	9,5 mm	4	1,46	29,80	36	52,70	1090
20x122 Rettificato	9,5 mm	5	1,22	25,30	45	54,90	1150
15x60 Rettificato	8,5 mm	15	1,35	23,60	40	54,00	970

ESSENZE

MARBLE&STONE LOOK

CONCRETE&RESIN LOOK

WOOD LOOK

WALL DESIGN

OUTDOOR SPACES

SPECIAL PIECES IN&OUT



UNIVERSAL OAK 20x122 cm

UNIVERSAL OAK Collection

GRES PORCELLANATO
 PORCELAIN STONWARE
 GRÈS CÉRAMÉ
 FEINSTEINZEUG



colori • colors • couleurs • farben



UNIVERSAL OAK

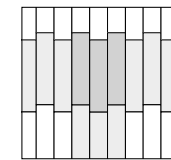
formati • sizes • formats • formate

R10

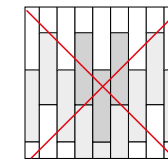


20x122 8"x48"
Rettificato
 Rectified
R10
 $\approx 9,5$ mm

schemi di posa • laying patterns • schémas de pose • verlegungsschemen



Si consiglia di posare il materiale sfalsato di 1/10.
 We recommend laying the material in a 1/10 staggered arrangement.



Non è consigliabile posare il materiale sfalsato di 1/2.
 We do not recommend laying the material in a 1/2 staggered pattern.

Per una posa ottimale si raccomanda l'utilizzo di distanziatori autolivellanti. For an optimum installation we recommend the use of self-leveling spacers.



indoor R10



20x122 cm Rettificato
 8"x48" Rectified
R10 ± 9,5 mm
 525 ■
R03676A Universal Oak



special pieces



Battiscopa
6x61 cm
 20 ■ 503 ■

Universal Oak 801806

weight and sizes

dimensioni sizes dimensions abmessungen	spessore thickness épaisseur stärke	pz/collo pcs/box pc/boite stk/ktn	mq/collo sqm/box m/boite qm/ktn	kg/collo kg/box kg/boite kg/ktn	colli/pallet box/europal boites/europal ktn/europal	mq/pallet sqm/pallet m/pallet qm/pallet	kg/europal kg/europal kg/europal kg/europal
20x122 Rettificato	9,5 mm	5	1,22	25,30	45	54,90	1150



SIERRA GRIGIO 20x122 cm

SIERRA Collection

GRES PORCELLANATO
 PORCELAIN STONEWARE
 GRÈS CÉRAMÉ
 FEINSTEINZEUG



colori • colors • couleurs • farben

V2



GRIGIO

ROVERE

BEIGE

NOCE

formati • sizes • formats • formate

R9



20x122 8"x48"

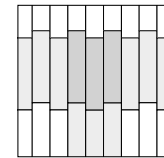
Rettificato

Rectified

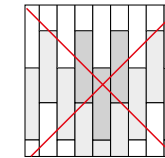
R9

≈ 9,5 mm

scemi di posa • laying patterns • schémas de pose • verlegungsschemen



Si consiglia di posare il materiale sfalsato di 1/10.
 We recommend laying the material in a 1/10 staggered arrangement.



Non è consigliabile posare il materiale sfalsato di 1/2.
 We do not recommend laying the material in a 1/2 staggered pattern.

Per una posa ottimale si raccomanda l'utilizzo di distanziatori autolivellanti. For an optimum installation we recommend the use of self-leveling spacers.

sierra color and graphic variation

v2

sierra **grigio**



sierra **rovere**



sierra **beige**




sierra **noce**



sierra sizes and surfaces



indoor R9



20x122 cm Rettificato
 8"x48" Rectified
R9 ± 9,5 mm
 525 ■
R03780 Sierra Grigio
R03856 Sierra Rovere
R03778 Sierra Beige
R03779 Sierra Noce



special pieces



Battiscopa
7x60 cm
 20 ● 504 ■

Grigio	R04598
Rovere	R04599
Beige	R04596
Noce	R04597

* **Disponibili solo su ordinazione** . Available on demand

weight and sizes

dimensioni sizes dimensions abmessungen	spessore thickness épaisseur stärke	pz/collo pcs/box pc/boite stk/ktn	mq/collo sqm/box m/boite qm/ktn	kg/collo kg/box kg/boite kg/ktn	colli/pallet box/europal boites/europal ktn/europal	mq/pallet sqm/pallet m/pallet qm/pallet	kg/europal kg/europal kg/europal kg/europal
20x122 Rettificato	9,5 mm	5	1,22	25,30	45	54,90	1150

MARBLE&STONE LOOK

CONCRETE&RESIN LOOK

WOOD LOOK

WALL DESIGN

OUTDOOR SPACES

SPECIAL PIECES IN&OUT

wall design

rivestimenti

BRICKONE	PG 172
LIVING	PG 176
WALLPAPERS	PG 180
ATMOSFERE	PG 190
ARTISTIC STONE	PG 194
VILLAGE COLOR	PG 198
HARMONY	PG 202
SOHO	PG 206
VINCI	PG 210
RIVESTIMENTI 30X60	PG 214
UNICOLOR	PG 220



BRICKONE FUMO DI LONDRA, **DECORO** BRICKONE FUMO DI LONDRA 7,4x31 cm

BRICKONE Collection

GRES PORCELLANATO
 PORCELAIN STONEWARE
 GRÈS CÉRAMÉ
 FEINSTEINZEUG



colori • colors • couleurs • farben



ANTICA ROMA



TERRE D'UMBRIA



VECCHIA FIRENZE



ROSSO BERLINO



FUMO DI LONDRA



BIANCO MANHATTAN

formati • sizes • formats • formate

7,4x31 3"x12"
Naturale
 Natural
 ≈ 9 mm

V4

V1

bianco
manhattan

R10

MARBLE&STONE LOOK

CONCRETE&RESIN LOOK

WOOD LOOK

WALL DESIGN

OUTDOOR SPACES

SPECIAL PIECES IN&OUT

Superficie posata con fuga da 1 cm. Installed surface with 1 cm joint. Pose joint 1 cm compris. Verlegte oberflaecke mit einer 1 cm fugе.

brickone color and graphic variation

brickone **antica roma**



brickone **terre d'umbria**



brickone **vecchia firenze**



brickone **rosso berlino**



brickone **bianco manhattan**



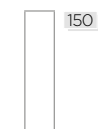
brickone **fumo di londra**



brickone sizes and surfaces



wall design



7,4x31 cm Naturale
3"x12" Natural
R10 ± 9 mm
534

- BKN003** Brickone Antica Roma
- BKN002** Brickone Terre D'Umbria
- BKN001** Brickone Vecchia Firenze
- BKN004** Brickone Rosso Berlino
- BKN005** Brickone Bianco Manhattan
- BKN006** Brickone Fumo di Londra

decors

I Decori Brickone sono 5 soggetti imballati in maniera casuale e presentano tonalità diverse essendo decorati su fondo con forte variazione cromatica. Sono venduti solamente a scatole complete. The Brickone Decorations are 5 subjects randomly packed and have different shades being decorated on a plain tile with strong colour variation. They are sold on full boxes basis only. Les décors Brickone sont 5 sujets emballés au hasard et ont différentes nuances étant décorés sur un fond à forte variation chromatique. Ils sont vendus uniquement en boîtes complètes. Die Brickone Dekore sind 5 Elemente die nach dem Zufallsprinzip verpackt werden und die unterschiedliche Farbtöne zeigen weil die auf einen Hintergrund mit starker kromatischer Variation dekoriert werden. Diese Dekore werden nur per volle Kartons verkauft.



304050 506
Decoro Brickone Antica Roma
7,4x31 cm
3"x12"



304051 506
Decoro Brickone Terre D'Umbria
7,4x31 cm
3"x12"



304052 506
Decoro Brickone Vecchia Firenze
7,4x31 cm
3"x12"



304053 506
Decoro Brickone Rosso Berlino
7,4x31 cm
3"x12"



304055 506
Decoro Brickone Bianco Manhattan
7,4x31 cm
3"x12"



304054 506
Decoro Brickone Fumo di Londra
7,4x31 cm
3"x12"

special pieces



Angolare
31x15,5x7,4 cm
12 505

Antica Roma	BKN013
Terre D'Umbria	BKN012
Vecchia Firenze	BKN011
Rosso Berlino	BKN014
Bianco Manhattan	BKN015
Fumo di Londra	BKN016

weight and sizes

dimensioni sizes dimensions abmessungen	spessore thickness épaisseur stärke	pz/collo pcs/box pc/boite stk/ktn	mq/collo sqm/box m/boite qm/ktn	kg/collo kg/box kg/boite kg/ktn	colli/pallet box/europal boites/europal ktn/europal	mq/pallet sqm/pallet m/pallet qm/pallet	kg/europal kg/europal kg/europal kg/europal
7,4x31 Naturale	9 mm	34	0,91 *	12,30	85	77,35	1060
7,4x31 Decoro Naturale	9 mm	17	-	6,35	-	-	-

* Superficie posata . Installed surface



LIVING BLUE 7,4x31 cm | IKON AMBER 20x122 cm

LIVING Collection

GRES PORCELLANATO
 PORCELAIN STONEWARE
 GRÈS CÉRAMÉ
 FEINSTEINZEUG



colori • colors • couleurs • farben

V3



WHITE

GREY

BLUE

SALVIA

formati • sizes • formats • formate

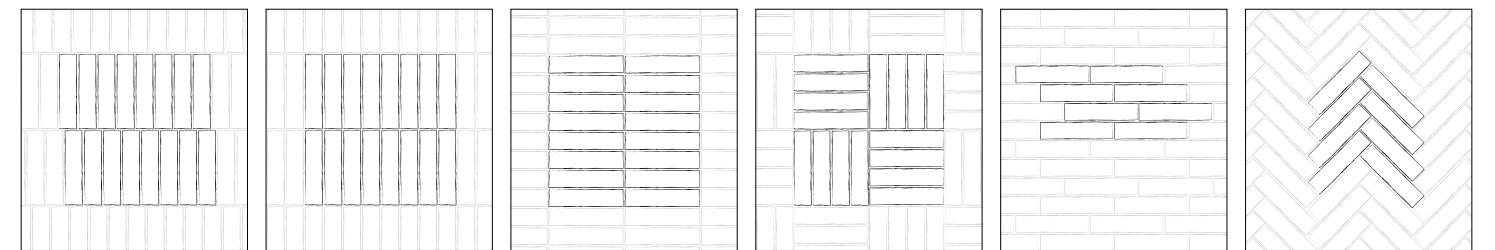


31x62 12"x24"
Naturale
 Natural
 ± 9 mm



7,4x31 3"x12"
Naturale
 Natural
 ± 9 mm

Suggerimenti di posa • laying tips • Conseils de pose • Verlegehinweise



31x62 12"x24"
 o/or **7,4x31** 3"x12"

31x62 12"x24"
 o/or **7,4x31** 3"x12"

31x62 12"x24"
 o/or **7,4x31** 3"x12"

7,4x31 3"x12"

7,4x31 3"x12"

7,4x31 3"x12"


living color and graphic variation



living **white**



living **grey**



living **blue**



living **salvia**



PEZZO SINGOLO 31x62 . SINGLE TILE 12"x24"



living sizes and surfaces



wall design



31x62 cm Naturale
12"x24" Natural
± 9 mm
583 ■
303954 Living White
303955 Living Grey
303956 Living Blue
303957 Living Salvia



7,4x31 cm Naturale
3"x12" Natural
± 9 mm
539 ■
303983 Living White
303984 Living Grey
303985 Living Blue
303986 Living Salvia

decors

I Decori Living sono 5 soggetti imballati in maniera casuale e presentano tonalità diverse essendo decorati su fondo con forte variazione cromatica. Sono venduti solamente a scatole complete. The Living Decorations are 5 subjects randomly packed and have different shades being decorated on a plain tile with strong colour variation. They are sold on full boxes basis only. Les décors Living sont 5 sujets emballés au hasard et ont différentes nuances étant décorés sur un fond à forte variation chromatique. Ils sont vendus uniquement en boîtes complètes. Die Living Dekore sind 5 Elemente die nach dem Zufallsprinzip verpackt werden und die unterschiedliche Farbtoene zeigen weil die auf einen Hintergrund mit starker kromatischen Variation dekoriert werden. Diese Dekore werden nur per volle Kartons verkauft.



304047 506 ■
Decoro Living White
7,4x31 cm
3"x12"



304048 506 ■
Decoro Living Grey
7,4x31 cm
3"x12"



304049 506 ■
Decoro Living Blue
7,4x31 cm
3"x12"



304046 506 ■
Decoro Living Salvia
7,4x31 cm
3"x12"

special pieces

Jolly
1,3x31 cm
16 ■ 510 ■

White	201718
Grey	201719
Blue	201720
Salvia	201717

weight and sizes

dimensioni sizes dimensions abmessungen	spessore thickness épaisseur stärke	pz/collo pcs/box pc/boite stk/ktn	mq/collo sqm/box m/boite qm/ktn	kg/collo kg/box kg/boite kg/ktn	colli/pallet box/euopal boites/euopal ktn/euopal	mq/pallet sqm/pallet m/pallet qm/pallet	kg/euopal kg/euopal kg/euopal kg/euopal
31x62 Naturale	9 mm	7	1,35	21,70	60	81,00	1322
7,4x31 Naturale	9 mm	34	0,78	12,30	68	53,04	1060
7,4x31 Decoro Naturale	9 mm	17	0,39	6,35	-	-	-

MARBLE&STONE LOOK

CONCRETE&RESIN LOOK

WOOD LOOK

WALL DESIGN

OUTDOOR SPACES

SPECIAL PIECES IN&OUT



WALLPAPERS MAGNOLIA 60x120 cm | PAINT BLUE 60x120 cm | PAINT SALVIA 60x120 cm

WALLPAPERS Collection



GRES PORCELLANATO
PORCELAIN STONWARE
GRÈS CÉRAMÉ
FEINSTEINZEUG



colori • colors • couleurs • farben

V4



BLUE FOREST •

MAGNOLIA •

KINTSUGI **

FANTASY **

PALMA •

FIORE **



FIORE ORO **


IKON •

GEOLOGY **

FLORA RIGATINO *

GOLDEN FERN **

BRONZE FERN **



LINES **

FOLIAGE **

* **La ripresa grafica tra le diverse lastre di decori può avere una tolleranza contenuta in 3mm.** The tile graphic between the different slabs of decors could have a tolerance included in 3 mm. La suite graphique des différents décors peut avoir une tolérance limitée de 3cm. Die graphische Wiederholung zwischen den verschiedenen Dekorationsanwendungen kann eine Toleranz innerhalb von 3 mm aufweisen.

** **I decori non seguono uno schema di posa e non c'è continuità di disegno fra i decori.** The decors do not follow a laying scheme and there is no design continuity between the decorations. Les décors ils ne suivent pas un schéma de pose et il n'y a pas de continuité de dessin entre les décors. Es gibt kein Verlegemuster und keine Kontinuität der Dekorationen.

formati • sizes • formats • formate

R9

R10



60x120 24"x48"

Rettificato
Rectified
± 9,5 mm

Le immagini degli ambienti sono puramente indicative. The images of the rooms are purely indicative. Les images des pièces sont fournies uniquement à titre indicatif. Bilder von Einstellungen sind nur zur Orientierung.

wallpapers **blue forest**



303960 548 ■
Wallpapers Blue Forest
60x120 cm Rett.
24"x48" Rect.
R9



wallpapers **magnolia**



303953 548 ■
Wallpapers Magnolia
60x120 cm Rett.
24"x48" Rect.
R9



wallpapers **kintsugi**



303951 547 ■
Wallpapers Kintsugi
60x120 cm Rett.
24"x48" Rect.
R9



wallpapers **fantasy**



303950 547 ■
Wallpapers Fantasy
60x120 cm Rett.
24"x48" Rect.
R9



wallpapers palma



2 MIX

303921 547 ■
Wallpapers Palma
60x120 cm Rett.
24"x48" Rect.
R9



wallpapers fiore




2 MIX

303920 547 ■
Wallpapers Fiore
60x120 cm Rett.
24"x48" Rect.
R9



wallpapers fiore oro



2 MIX

303952 547 ■
Wallpapers Fiore Oro
60x120 cm Rett.
24"x48" Rect.
R9



wallpapers decoro ikon



2 MIX

304166 547 ■
Decoro Ikon
60x120 cm Rett.
24"x48" Rect.
R10



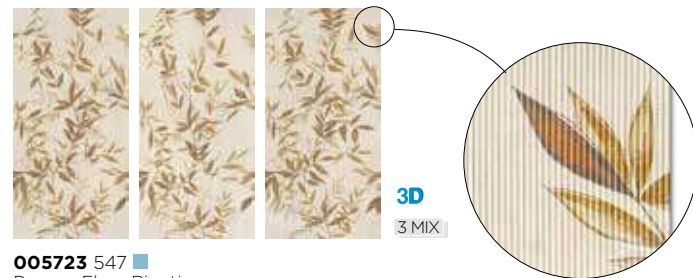
wallpapers **decoro geology**



304150 547 ■
Decoro Geology
60x120 cm Rett.
24"x48" Rect.
R10



wallpapers **flora rigatino**



005723 547 ■
Decoro Flora Rigatino
60x120 cm Rett.
24"x48" Rect.
R10

Dettaglio struttura 3D
Close UP 3D fluted



wallpapers **golden fern**



303525 547 ■
Wallpapers Golden Fern
60x120 cm Rett.
24"x48" Rect.
R9



wallpapers **bronze fern**



303524 547 ■
Wallpapers Bronze Fern
60x120 cm Rett.
24"x48" Rect.
R9



wallpapers **lines**



2 MIX

303521 547 ■
Wallpapers Lines
60x120 cm Rett.
24"x48" Rect.
R9



wallpapers **foliage**



2 MIX

303520 547 ■
Wallpapers Foliage
60x120 cm Rett.
24"x48" Rect.
R9



wallpapers collection



WALLPAPERS BLUE FOREST 60x120 cm | **PAINT** BLUE 60x120 cm, WHITE 60x60 cm

weight and sizes

dimensioni sizes dimensions abmessungen	spessore thickness épaisseur stärke	pz/collo pcs/box pc/boite stk/ktn	mq/collo sqm/box m/boite qm/ktn	kg/collo kg/box kg/boite kg/ktn	colli/pallet box/europal boites/europal ktn/europal	mq/pallet sqm/pallet m/pallet qm/pallet	kg/europal kg/europal kg/europal kg/europal
60x120 Rettificato	9,5 mm	2	1,44	30,52	35	50,40	1090



ATMOSFERE PERLA, CIELO, DECORO AURORA 30x90 cm | ESSENZE CANNELLA 20x122 cm

ATMOSFERE Collection



RIVESTIMENTO IN PASTA BIANCA ATOMIZZATA
 ATOMIZED WHITE BODY WALL TILE
 REVÊTEMENTS EN PÂTE BLANCHE ATOMISÉE
 ATOMISIERTE WEISSSCHERBIGE WANDFLIESEN

colori • colors • couleurs • farben

v2



PERLA



ALOE



CIELO



3D PERLA



DECORO ALBA



DECORO AURORA



DECORO MIX

formati • sizes • formats • formate



30x90 12"x36"
Rettificato
 Rectified
 ± 9,5 mm

Atmosfera collection



ATMOSFERE ALOE, DECORO MIX, DECORO ALBA 30x90 cm | SOLID LIGHT GREY 60x60 cm



ATMOSFERE 3D PERLA, PERLA, DECORO MIX 30x90 cm

Atmosfera colors and decors



303961 579 ■
Atmosfera Perla
30x90 cm Rett.
12"x36" Rect.



303964 579 ■
Atmosfera Aloe
30x90 cm Rett.
12"x36" Rect.



303963 579 ■
Atmosfera Cielo
30x90 cm Rett.
12"x36" Rect.



303962 580 ■
Atmosfera 3D Perla
30x90 cm Rett.
12"x36" Rect.



303966 580 ■
Atmosfera Decoro Alba
30x90 cm Rett.
12"x36" Rect.



303967 580 ■
Atmosfera Decoro Aurora
30x90 cm Rett.
12"x36" Rect.



303965 580 ■
Atmosfera Decoro Mix
30x90 cm Rett.
12"x36" Rect.

12 MIX

alcuni abbinamenti • some matching designs • certaines combinaisons • einige empfohlene kombinationen



ESSENZE
VANIGLIA



ESSENZE
CANNELLA



ESSENZE
SANDALO



ESSENZE
GELSOMINO



SIERRA
ROVERE



SIERRA
BEIGE



SIERRA
NOCE



SIERRA
GRIGIO



SOLID
WHITE



SOLID
LIGHT GREY



SOLID
BLACK

weight and sizes

dimensioni sizes dimensions abmessungen	spessore thickness épaisseur stärke	pz/collo pcs/box pc/boite stk/ktn	mq/collo sqm/box m/boite qm/ktn	kg/collo kg/box kg/boite kg/ktn	colli/pallet box/europal boites/europal ktn/europal	mq/pallet sqm/pallet m/pallet qm/pallet	kg/europal kg/europal kg/europal kg/europal
30x90 Rettificato	9,5 mm	7	1,89	30,10	36	68,04	1100



ARTISTIC STONE GRIGIO, DECORO ARTISTIC STONE GRIGIO 25x75 cm | SIERRA GRIGIO 20x122 cm

ARTISTIC STONE Collection



RIVESTIMENTO IN PASTA BIANCA ATOMIZZATA
 ATOMIZED WHITE BODY WALL TILE
 REVÊTEMENTS EN PÂTE BLANCHE ATOMISÉE
 ATOMISIERTE WEISSSCHERBIGE WANDFLIESEN

colori • colors • couleurs • farben

v2



GRIGIO



DECORO GRIGIO



BEIGE



DECORO BEIGE


formati • sizes • formats • formate




25x75 10"x30"
Rettificato
 Rectified
 ± 9 mm



ARTISTIC STONE BEIGE, DECORO ARTISTIC STONE BEIGE 25x75 cm | SIERRA BEIGE 20x122 cm



303928 522 ■
Artistic Stone Grigio
25x75 cm Rett.
10"x30" Rect.



303929 522 ■
Artistic Stone Beige
25x75 cm Rett.
10"x30" Rect.



303930 525 ■
Decoro Artistic Stone Grigio
25x75 cm Rett.
10"x30" Rect.



303931 525 ■
Decoro Artistic Stone Beige
25x75 cm Rett.
10"x30" Rect.

alcuni abbinamenti • some matching designs • certaines combinaisons • einige empfohlene kombinationen



weight and sizes

dimensioni sizes dimensions abmessungen	spessore thickness épaisseur stärke	pz/collo pcs/box pc/boite stk/ktn	mq/collo sqm/box m/boite qm/ktn	kg/collo kg/box kg/boite kg/ktn	colli/pallet box/europal boites/europal ktn/europal	mq/pallet sqm/pallet m/pallet qm/pallet	kg/europal kg/europal kg/europal kg/europal
25x75 Rettificato	9 mm	8	1,50	23,60	36	54,00	880



VILLAGE COLOR BIANCO, CANNETTA BIANCO, RIQUADRI 25x75 cm | SIERRA GRIGIO 20x122 cm

VILLAGE COLOR Collection



RIVESTIMENTO IN PASTA BIANCA ATOMIZZATA
 ATOMIZED WHITE BODY WALL TILE
 REVÊTEMENTS EN PÂTE BLANCHE ATOMISÉE
 ATOMISIERTE WEISSSCHERBIGE WANDFLIESEN

colori • colors • couleurs • farben

V2




BIANCO



CANNETTA BIANCO



CREMA



CANNETTA CREMA



RIQUADRI

formati • sizes • formats • formate



25x75 10"x30"
Rettificato
 Rectified
 ± 9 mm

Village Color collection



VILLAGE COLOR CREMA, CANNETTA CREMA, RIQUADRI 25x75 cm | SIERRA BEIGE 20x122 cm



VILLAGE COLOR BIANCO, CANNETTA BIANCO, RIQUADRI 25x75 cm | EMOTION GRIS 60x60 cm

Village Color colors and decors

303892 522 ■
Village Color Bianco
25x75 cm Rett.
10"x30" Rect.

303894 525 ■
Village Color Cannetta Bianco
25x75 cm Rett.
10"x30" Rect.

303893 522 ■
Village Color Crema
25x75 cm Rett.
10"x30" Rect.

303895 525 ■
Village Color Cannetta Crema
25x75 cm Rett.
10"x30" Rect.

303896 525 ■
Village Color Riquadri
25x75 cm Rett.
10"x30" Rect.

12 MIX

alcuni abbinamenti • some matching designs • certaines combinaisons • einige empfohlene kombinationen

 ESSENZE VANIGLIA	 ESSENZE CANNELLA	 ESSENZE SANDALO	 ESSENZE GELSOMINO
 SIERRA ROVERE	 SIERRA BEIGE	 SIERRA NOCE	 SIERRA GRIGIO
 EMOTION GRIS	 EMOTION TAUPE		

weight and sizes

dimensioni sizes dimensions abmessungen	spessore thickness épaisseur stärke	pz/collo pcs/box pc/boite stk/ktn	mq/collo sqm/box m/boite qm/ktn	kg/collo kg/box kg/boite kg/ktn	colli/pallet box/europal boites/europal ktn/europal	mq/pallet sqm/pallet m/pallet qm/pallet	kg/europal kg/europal kg/europal kg/europal
25x75 Rettificato	9 mm	8	1,50	23,60	36	54,00	880



HARMONY SINFONIA PEARL LUCIDO 25x75 cm | EMOTION GRIS 60x60 cm

HARMONY Collection



RIVESTIMENTO IN PASTA BIANCA ATOMIZZATA
 ATOMIZED WHITE BODY WALL TILE
 REVÊTEMENTS EN PÂTE BLANCHE ATOMISÉE
 ATOMISIERTE WEISSSCHERBIGE WANDFLIESEN

colori • colors • couleurs • farben


V2



PEARL



GREY



PEARL WAVE



GREY WAVE



SINFONIA PEARL



MIX DECORO

formati • sizes • formats • formate



25x75 10"x30"
Rettificato
 Rectified
 ± 9 mm

harmony collection



HARMONY GREY LUCIDO, WAVE GREY LUCIDO, PEARL LUCIDO, WAVE PEARL LUCIDO 25x75 cm | **EMOTION** GRIS 60x60 cm



HARMONY PEARL LUCIDO, GREY LUCIDO, MIX DECORO LUCIDO 25x75 cm | **EMOTION** GRIS 60x60 cm

harmony colors and decors



303882 522 ■
Harmony Pearl Lucido
25x75 cm Rett.
10"x30" Rect.



303883 522 ■
Harmony Grey Lucido
25x75 cm Rett.
10"x30" Rect.



303884 525 ■
Harmony Mix Decoro Lucido
25x75 cm Rett.
10"x30" Rect.



303885 525 ■
Harmony Pearl Wave Lucido
25x75 cm Rett.
10"x30" Rect.



303886 525 ■
Harmony Grey Wave Lucido
25x75 cm Rett.
10"x30" Rect.



303884 525 ■
Harmony Mix Decoro Lucido
25x75 cm Rett.
10"x30" Rect.



303926 525 ■
Harmony Sinfonia Pearl Lucido
25x75 cm Rett.
10"x30" Rect.

MARBLE&STONE LOOK

CONCRETE&RESIN LOOK

WOOD LOOK

WALL DESIGN

OUTDOOR SPACES

SPECIAL PIECES IN&OUT

alcuni abbinamenti • some matching designs • certaines combinaisons • einige empfohlene kombinationen



EMOTION
GRIS



ESSENZE
GELSOMINO



SIERRA
GRIGIO

weight and sizes

dimensioni sizes dimensions abmessungen	spessore thickness epaisseur stärke	pz/collo pcs/box pc/boite stk/ktn	mq/collo sqm/box m/boite qm/ktn	kg/collo kg/box kg/boite kg/ktn	colli/pallet box/europal boites/europal ktn/europal	mq/pallet sqm/pallet m/pallet qm/pallet	kg/europal kg/europal kg/europal kg/europal
25x75 Rettificato	9 mm	8	1,50	23,60	36	54,00	880



SOHO DARK SATINATO, DARK ONDA SATINATO 25x75 cm | EMOTION TAUPE 60x60 cm

SOHO Collection



RIVESTIMENTO IN PASTA BIANCA ATOMIZZATA
 ATOMIZED WHITE BODY WALL TILE
 REVÊTEMENTS EN PÂTE BLANCHE ATOMISÉE
 ATOMISIERTE WEISSSCHERBIGE WANDFLIESEN

colori • colors • couleurs • farben


V2



LIGHT



DARK



LIGHT ONDA



DARK ONDA



SINFONIA LIGHT



MIX DECORO

formati • sizes • formats • formate



25x75 10"x30"
Rettificato
 Rectified
 ± 9 mm

Soho collection



SOHO SINFONIA LIGHT SATINATO 25x75 cm | **SIERRA BEIGE** 20x122 cm



SOHO LIGHT SATINATO, DARK ONDA SATINATO, MIX DECORO SATINATO 25x75 cm | **EMOTION TAUPE** 60x60 cm

Soho colors and decors



303877 522 ■
Soho Light Satinato
25x75 cm Rett.
10"x30" Rect.



303878 522 ■
Soho Dark Satinato
25x75 cm Rett.
10"x30" Rect.



303879 525 ■
Soho Mix Decoro Satinato
25x75 cm Rett.
10"x30" Rect.



303880 525 ■
Soho Light Onda Satinato
25x75 cm Rett.
10"x30" Rect.



303881 525 ■
Soho Dark Onda Satinato
25x75 cm Rett.
10"x30" Rect.



303927 525 ■
Soho Sinfonia Light Satinato
25x75 cm Rett.
10"x30" Rect.

MARBLE&STONE LOOK

CONCRETE&RESIN LOOK

WOOD LOOK

WALL DESIGN

OUTDOOR SPACES

SPECIAL PIECES IN&OUT

alcuni abbinamenti • some matching designs • certaines combinaisons • einige empfohlene kombinationen



ESSENZE
VANIGLIA



ESSENZE
CANNELLA



ESSENZE
SANDALO



SIERRA
ROVERE



SIERRA
BEIGE



SIERRA
NOCE



EMOTION
TAUPE

weight and sizes

dimensioni sizes dimensions abmessungen	spessore thickness epaisseur stärke	pz/collo pcs/box pc/boite stk/ktn	mq/collo sqm/box m/boite qm/ktn	kg/collo kg/box kg/boite kg/ktn	colli/pallet box/europal boites/europal ktn/europal	mq/pallet sqm/pallet m/pallet qm/pallet	kg/europal kg/box kg/europal kg/europal
25x75 Rettificato	9 mm	8	1,50	23,60	36	54,00	880



VINCI Collection



RIVESTIMENTO IN PASTA BIANCA ATOMIZZATA
 ATOMIZED WHITE BODY WALL TILE
 REVÊTEMENTS EN PÂTE BLANCHE ATOMISÉE
 ATOMISIERTE WEISSSCHERBIGE WANDFLIESEN

colori • colors • couleurs • farben


V2



PEARL



GREY



PEARL ONDA



GREY ONDA



SINFONIA PEARL



MIX DECORO

formati • sizes • formats • formate



25x75 10"x30"
Rettificato
 Rectified
 ± 9 mm

VINCI PEARL ONDA SATINATO, GREY ONDA SATINATO 25x75 cm | **EMOTION** GRIS 60x60 cm

Vinci collection



VINCI SINFONIA PEARL SATINATO, GREY SATINATO 25x75 cm | EMOTION GRIS 60x60 cm



HARMONY PEARL SATINATO, GREY SATINATO, MIX DECORO SATINATO 25x75 cm | EMOTION GRIS 60x60 cm

Vinci colors and decors



303887 522 ■
Vinci Pearl Satinato
25x75 cm Rett.
10"x30" Rect.



303888 522 ■
Vinci Grey Satinato
25x75 cm Rett.
10"x30" Rect.



303890 525 ■
Vinci Pearl Onda Satinato
25x75 cm Rett.
10"x30" Rect.



303891 525 ■
Vinci Grey Onda Satinato
25x75 cm Rett.
10"x30" Rect.



303925 525 ■
Vinci Sinfonia Pearl Satinato
25x75 cm Rett.
10"x30" Rect.



303889 525 ■
Vinci Mix Decoro Satinato
25x75 cm Rett.
10"x30" Rect.

3 MIX

MARBLE&STONE LOOK

CONCRETE&RESIN LOOK

WOOD LOOK

WALL DESIGN

OUTDOOR SPACES

SPECIAL PIECES IN&OUT

alcuni abbinamenti • some matching designs • certaines combinaisons • einige empfohlene kombinationen



EMOTION
GRIS



ESSENZE
GELSOMINO



SIERRA
GRIGIO

weight and sizes

dimensioni sizes dimensions abmessungen	spessore thickness epaisseur stärke	pz/collo pcs/box pc/boite stk/ktn	mq/collo sqm/box m/boite qm/ktn	kg/collo kg/box kg/boite kg/ktn	colli/pallet box/europal boites/europal ktn/europal	mq/pallet sqm/pallet m/pallet qm/pallet	kg/europal kg/europal kg/europal kg/europal
25x75 Rettificato	9 mm	8	1,50	23,60	36	54,00	880



WALL LEAVES DECOR 30x60 cm

RIVESTIMENTI 30x60

Collection



RIVESTIMENTO IN PASTA BIANCA ATOMIZZATA

ATOMIZED WHITE BODY WALL TILE
REVÊTEMENTS EN PÂTE BLANCHE ATOMISÉE
ATOMISIERTE WEISSSCHERBIGE WANDFLIESEN

colori • colors • couleurs • farben

v2



WALL WHITE



NATURE CREAM



BITOLA GREY



BITOLA BEIGE



WALL LEAVES



NATURE DEKOR



GREY CARPET



BEIGE CARPET



OAK HONEY CHEVRON

formati • sizes • formats • formate



30x60 12"x24"
Rettificato
Rectified
≈ 8,5 mm

Rivestimenti 30x60 collection



NATURE CREAM, CREAM DEKOR 30x60 cm




OAK HONEY CHEVRON 30x60 cm

Rivestimenti 30x60 colors and decors



304254 609 ■
Wall White
30x60 cm Rett.
12"x24" Rect.
≈ 8,5 mm



304171 609 ■
Nature Cream
30x60 cm Rett.
12"x24" Rect.
≈ 8,5 mm



304255 610 ■ 3 MIX
Wall Leaves Decor **
30x60 cm Rett.
12"x24" Rect.
≈ 8,5 mm



304172 610 ■ 6 MIX
Nature Cream Dekor *
30x60 cm Rett.
12"x24" Rect.
≈ 8,5 mm




304173 610 ■ 3 MIX
Oak Honey Chevron *
30x60 cm Rett.
12"x24" Rect.
≈ 8,5 mm

* I decori non seguono uno schema di posa e non c'è continuità di disegno fra i decori. The decors do not follow a laying scheme and there is no design continuity between the decorations. Les décors ils ne suivent pas un schéma de pose et il n'y a pas de continuité de dessin entre les décors. Es gibt kein Verlegemuster und keine Kontinuität der Dekorationen.
** La ripresa grafica tra le diverse lastre di decori può avere una tolleranza contenuta in 3mm. The tile graphic between the different slabs of decors could have a tolerance included in 3 mm. La suite graphique des différents décors peut avoir une tolérance limitée de 3cm. Die graphische Wiederholung zwischen den verschiedenen Dekorationsanwendungen kann eine Toleranz innerhalb von 3 mm aufweisen.

alcuni abbinamenti • some matching designs • certaines combinaisons • einige empfohlene kombinationen



SOLID
WHITE



SOLID
BEIGE



EMOTION
TAUPE



SIERRA
BEIGE

weight and sizes

dimensioni sizes dimensions abmessungen	spessore thickness épaisseur stärke	pz/collo pcs/box pc/boite stk/ktn	mq/collo sqm/box m/boite qm/ktn	kg/collo kg/box kg/boite kg/ktn	colli/pallet box/europal boites/europal ktn/europal	mq/pallet sqm/pallet m/pallet qm/pallet	kg/europal kg/europal kg/europal kg/europal
30x60 Rettificato	8,5	10	1,80	26,20	32	57,60	870

Rivestimenti 30x60 collection



BITOLA BEIGE, BEIGE CARPET 30x60 cm



BITOLA GREY 30x60 cm | KENT GREY CARPET 30x60 cm

Rivestimenti 30x60 colors and decors



304168 609 ■
Bitola Beige
30x60 cm Rett.
12"x24" Rect.
≈ 8,5 mm



304167 609 ■
Bitola Grey
30x60 cm Rett.
12"x24" Rect.
≈ 8,5 mm



304169 610 ■ **11 MIX**
Bitola Beige Carpet *
30x60 cm Rett.
12"x24" Rect.
≈ 8,5 mm



304170 610 ■ **7 MIX**
Kent Grey Carpet *
30x60 cm Rett.
12"x24" Rect.
≈ 8,5 mm

* I decori non seguono uno schema di posa e non c'è continuità di disegno fra i decori. The decors do not follow a laying scheme and there is no design continuity between the decorations. Les décors ils ne suivent pas un schéma de pose et il n'y a pas de continuité de dessin entre les décors. Es gibt kein Verlegemuster und keine Kontinuität der Dekorationen.

alcuni abbinamenti • some matching designs • certaines combinaisons • einige empfohlene kombinationen



SOLID
WHITE



SOLID
BEIGE



EMOTION
TAUPE



SIERRA
BEIGE

weight and sizes

dimensioni sizes dimensions abmessungen	spessore thickness épaisseur stärke	pz/collo pcs/box pc/boite stk/ktn	mq/collo sqm/box m/boite qm/ktn	kg/collo kg/box kg/boite kg/ktn	colli/pallet box/europal boites/europal ktn/europal	mq/pallet sqm/pallet m/pallet qm/pallet	kg/europal kg/europal kg/europal kg/europal
30x60 Rettificato	8,5	10	1,80	26,20	32	57,60	870



UNICOLOR BIANCO LUX 30x60 cm | EVOQ NERO 60x60 cm


UNICOLOR Collection




RIVESTIMENTO IN PASTA BIANCA ATOMIZZATA
 ATOMIZED WHITE BODY WALL TILE
 REVÊTEMENTS EN PÂTE BLANCHE ATOMISÉE
 ATOMISIERTE WEISSSCHERBIGE WANDFLIESEN

formati e colori • size & colors • formats et couleurs • formate und farben

V1



303856 519 ■
 Bianco Matt Rettificato
 30x60 cm Rett.
 12"x24" Rect.
 ≈ 9 mm



303855 519 ■
 Bianco Lux Rettificato
 30x60 cm Rett.
 12"x24" Rect.
 ≈ 9 mm

RIVESTIMENTO IN BICOTTURA ATOMIZZATA
 ATOMIZED DOUBLE-FIRED WALL TILE
 REVÊTEMENTS ATOMISÉE EN BICUISSON
 ATOMISIERTE ZWEIBRANDVERFAHREN WANDFLIESEN



formati e colori • size & colors • formats et couleurs • formate und farben

V1



302789M 507 ■
 Bianco Matt
 20x20 cm
 8"x8"



302797M 507 ■
 Bianco Lux
 20x20 cm
 8"x8"

weight and sizes

dimensioni sizes dimensions abmessungen	spessore thickness épaisseur stärke	pz/collo pcs/box pc/boite stk/ktn	mq/collo sqm/box m/boite qm/ktn	kg/collo kg/box kg/boite kg/ktn	colli/pallet box/europal boites/europal ktn/europal	mq/pallet sqm/pallet m/pallet qm/pallet	kg/europal kg/europal kg/europal kg/europal
30x60 Matt/Lux Rettificato	9 mm	10	1,80	26,20	32	57,60	860
20x20 Matt/Lux	6 mm	40	1,60	10,68	72	115,20	790

outdoor spaces

prodotti da esterno

TRADITIONAL OUTDOOR



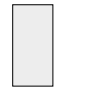
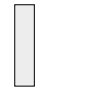


PG 224

ULTRA OUTDOOR

PG 226


Indice outdoor R11 spessore tradizionale.

R11 outdoor regular thickness index.
Index R11 outdoor avec épaisseur traditionnelle.
R11 Outdoor-Index mit traditioneller Dicke.

Gres porcellanato Porcelain stoneware. Grès cérame. Feinsteinzeug		 60x120 24"x48" RTT	 60x60 24"x24" RTT	 31x62 12"x24"	 15x60 6"x24"	 15,3x31 6"x12"	 15x15 6"x6"
ASPEN BEIGE	PG. 69			•		•	
ASPEN BIANCO	PG. 69			•		•	
ASPEN GRIGIO	PG. 69			•		•	
BLAZE IVORY	PG. 105	•					
BLAZE GREIGE	PG. 105	•					
BLUE WAVE	PG. 85			•			•
EMOTION BLANC	PG. 137		•				
EMOTION GRIS	PG. 137	•	•				
EMOTION ANTHRACITE	PG. 137	•	•				
EMOTION TAUPE	PG. 137		•				
ESSENZE CANNELLA	PG. 159				•		
ESSENZE GELSOMINO	PG. 159				•		
CEMENTONE GARE SAND	PG. 125			•			
CEMENTONE GARE GREY	PG. 125			•			
GEOLOGY GHIAIA	PG. 109	•					
GEOLOGY SABBIA	PG. 109	•					
GEOSTONE IVORY	PG. 31	•		•			
GEOSTONE WHITE	PG. 31	•		•			
MURETTO SASSONE	PG. 93			•			
NATURE BIANCO	PG. 65		•	•		•	
NATURE GREIGE	PG. 65		•	•		•	
NATURE GRIGIO	PG. 65		•	•		•	
NATURE NERO	PG. 65		•	•		•	
MURO DI SIENA VALS	PG. 73			•			
VALS MIX COLD	PG. 73					•	
PIETRA DI BALI	PG. 85			•			•
PIETRONE	PG. 89			•			•
ROCCIONE	PG. 89			•			•
SASSONE	PG. 93					•	
SERICA BONE	PG. 37	•					
SERICA IVORY	PG. 37	•					
SERICA CINDER	PG. 37	•					
TREVISTONE GOLD	PG. 43	•		•			
TREVISTONE IVORY	PG. 43	•		•			
STONE MIX FANGO	PG. 81			•			
STONE MIX PIOMBO	PG. 81			•			
TAVELLONE TERRE D'UMBRIA	PG. 97					•	•
TAVELLONE VECCHIA FIRENZE	PG. 97					•	•

R11 STANDARD THICKNESS COLOR INDEX

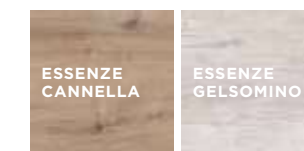
R11 effetto pietra • stone look



R11 effetto cemento • concrete look



R11 effetto legno • wood look



ULTRAoutdoor

THICKNESS 2 cm - 3 cm

Un nuovo modo di vivere gli spazi esterni.

Ultra Outdoor nasce per ridefinire il concetto di spazio esterno. Una collezione completa di superfici in gres porcellanato rettificato pensata per chi progetta terrazze, giardini, parcheggi, vialetti, piazze, spazi urbani e ambienti pubblici in cui design e prestazioni convivono in perfetto equilibrio. Ogni lastra è il risultato di una tecnologia avanzata che garantisce resistenza, stabilità e bellezza duratura. Con spessori di 2 cm e 3 cm, Ultra Outdoor è la soluzione ideale per chi cerca continuità estetica tra interno ed esterno e materiali capaci di resistere nel tempo, senza compromessi.

A new way of experiencing outdoor spaces. Ultra Outdoor was created to redefine the concept of outdoor spaces. A comprehensive collection of rectified porcelain stoneware surfaces, designed for those who plan terraces, gardens, parking areas, driveways, squares, urban spaces, and public environments where design and performance coexist in perfect balance. Each slab is the result of advanced technology that ensures strength, stability and long-lasting beauty. With thicknesses of 20 mm and 30 mm, Ultra Outdoor is the ideal solution for those seeking aesthetic continuity between indoor and outdoor spaces and materials that stand the test of time, without compromise.

Une nouvelle façon de vivre les espaces extérieurs. Ultra Outdoor a été créé pour redéfinir le concept d'espace extérieur. Une collection complète de surfaces en grès cérame rectifié, pensée pour la conception de terrasses, jardins, parkings, allées, places, espaces urbains et lieux publics, où le design et les performances cohabitent en parfait équilibre. Chaque dalle est le résultat d'une technologie avancée garantissant résistance, stabilité et beauté durable. Avec des épaisseurs de 20 mm et 30 mm, Ultra Outdoor est la solution idéale pour ceux qui recherchent une continuité esthétique entre intérieur et extérieur et des matériaux capables de résister dans le temps, sans compromis.

Eine neue Art, Außenbereiche zu erleben. Ultra Outdoor wurde geschaffen, um das Konzept von Außenbereichen neu zu definieren. Eine komplette Kollektion von Oberflächen aus rektifiziertem Feinsteinzeug, konzipiert für die Planung von Terrassen, Gärten, Parkplätzen, Zufahrten, Plätzen, städtischen Räumen und öffentlichen Bereichen, in denen Design und Leistung in perfektem Einklang stehen. Jede Platte ist das Ergebnis fortschrittlicher Technologie und garantiert Widerstandsfähigkeit, Stabilität und dauerhafte Schönheit. Mit Stärken von 2 cm und 3 cm ist Ultra Outdoor die ideale Lösung für alle, die eine ästhetische Kontinuität zwischen Innen- und Außenbereichen sowie langlebige Materialien ohne Kompromisse suchen.



Bellezza, sicurezza, durata. In ogni condizione.

Ultra Outdoor unisce la robustezza tecnica di un materiale industriale all'eleganza naturale delle superfici che arredano.

Beauty, safety, durability. In every condition. Ultra Outdoor combines the technical robustness of an industrial material with the natural elegance of surfaces designed to enhance outdoor spaces.

Beauté, sécurité, durabilité. En toutes circonstances. Ultra Outdoor associe la robustesse technique d'un matériau industriel à l'élégance naturelle de surfaces conçues pour aménager les espaces extérieurs.

Schönheit, Sicherheit, Langlebigkeit. Unter allen Bedingungen. Ultra Outdoor vereint die technische Robustheit eines industriellen Materials mit der natürlichen Eleganz von Oberflächen, die Außenbereiche gestalten.



Antiscivolo R11: ideale per ambienti esposti all'acqua e all'umidità.
R11 Anti-slip: ideal for areas exposed to water and humidity.
Antidérapant R11 : idéal pour les environnements exposés à l'eau et à l'humidité.
Rutschhemmung R11: ideal für Bereiche, die Wasser und Feuchtigkeit ausgesetzt sind.




Resistente al gelo e agli sbalzi termici: dalle temperature più rigide al sole più intenso.
Frost- and thermal-shock resistant: from extreme cold to intense sunlight.
Résistant au gel et aux chocs thermiques : des températures les plus basses au soleil le plus intense.
Frost- und temperaturwechselbeständig: von extremen Kältebedingungen bis zu intensiver Sonneneinstrahlung.



Inattaccabile da agenti chimici e macchie: perfetta per spazi pubblici e privati.
Resistant to chemicals and stains: perfect for both public and private spaces.
Résistant aux agents chimiques et aux taches : parfait pour les espaces publics et privés.
Beständig gegen Chemikalien und Flecken: ideal für private und öffentliche Bereiche.



Facile da pulire: non richiede trattamenti protettivi o manutenzioni stagionali.
Easy to clean: no protective treatments or seasonal maintenance required.
Facile à nettoyer : ne nécessite aucun traitement de protection ni entretien saisonnier.
Pflegeleicht: keine Schutzbehandlungen oder saisonale Wartung erforderlich.



Modulare e rettificato: per una posa precisa e armoniosa.
Modular and rectified: for precise and harmonious installation.
Modulaire et rectifié : pour une pose précise et harmonieuse.
Modular und rektifiziert: für eine präzise und harmonische Verlegung.



Made in Italy: progettato, prodotto e controllato interamente in Italia.
Made in Italy: entirely designed, manufactured and quality-controlled in Italy.
Made in Italy : entièrement conçu, fabriqué et contrôlé en Italie.
Made in Italy: vollständig in Italien entworfen, produziert und kontrolliert.



Eco sostenibile: riduzione costante delle emissioni e dei consumi energetici
Eco-sustainable: continuous reduction of emissions and energy consumption.
Écoresponsable : réduction continue des émissions et de la consommation énergétique.
Nachhaltig: kontinuierliche Reduzierung von Emissionen und Energieverbrauch.



Resistente ai carichi: può sopportare un carico di oltre 1.000 kg per lastra.
Load resistant: capable of supporting loads exceeding 1,000 kg per slab.
Résistant aux charges : supporte des charges supérieures à 1.000 kg par dalle.
Hohe Belastbarkeit: trägt eine Last von über 1.000 kg pro Platte.

Spazi che dialogano con la natura.

Ultra Outdoor interpreta la materia come elemento architettonico. Le superfici, ispirate alle pietre naturali e ai cementi contemporanei, diventano parte del paesaggio: pavimentazioni, rivestimenti, scalinate, bordi piscina, camminamenti. Ogni ambiente è un progetto di equilibrio tra design e funzionalità:

- Terrazze e patii: superfici uniformi, eleganti, confortevoli al calpestio.
- Giardini e camminamenti: soluzioni su erba o ghiaia per percorsi naturali.
- Piscine e spa: pavimentazioni antiscivolo e coordinate con i bordi vasca.
- Spazi pubblici e aree urbane: superfici durevoli, resistenti e facilmente manutenibili.
- Parcheggi e vialetti.

Spaces that connect with nature. Ultra Outdoor interprets material as an architectural element. Surfaces inspired by natural stone and contemporary concrete become an integral part of the landscape: flooring, wall cladding, staircases, pool edges and walkways. Each setting is a balanced project of design and functionality:

- Terraces and patios: uniform, elegant surfaces with a comfortable underfoot feel.
- Gardens and walkways: solutions for installation on grass or gravel, creating natural paths.
- Pools and spas: anti-slip flooring coordinated with pool edges.
- Public spaces and urban areas: durable, resistant surfaces that are easy to maintain.
- Parking areas and driveways.

Des espaces en dialogue avec la nature. Ultra Outdoor interprète la matière comme un élément architectural. Inspirées de la pierre naturelle et des bétons contemporains, les surfaces deviennent partie intégrante du paysage : sols, revêtements muraux, escaliers, margelles de piscine et cheminements. Chaque environnement est un projet d'équilibre entre design et fonctionnalité :

- Terrasses et patios : surfaces homogènes, élégantes et agréables à la marche.
- Jardins et cheminements : solutions posables sur herbe ou gravier pour des parcours naturels.
- Piscines et spas : revêtements antidérapants coordonnés aux bords de bassin.
- Espaces publics et zones urbaines : surfaces durables, résistantes et faciles à entretenir.
- Parkings et allées.

Räume im Dialog mit der Natur. Ultra Outdoor versteht Material als architektonisches Gestaltungselement. Von Naturstein und zeitgenössischem Beton inspirierte Oberflächen werden Teil der Landschaft: Bodenbeläge, Wandverkleidungen, Treppen, Poolränder und Gehwege. Jede Umgebung ist ein ausgewogenes Zusammenspiel von Design und Funktionalität:

- Terrassen und Patios: gleichmäßige, elegante und begehkomfortable Oberflächen.
- Gärten und Wege: Lösungen für die Verlegung auf Gras oder Kies für natürliche Wegeführungen.
- Pools und Spas: rutschhemmende Bodenbeläge, abgestimmt auf die Beckenränder.
- Öffentliche Räume und urbane Bereiche: langlebige, widerstandsfähige und pflegeleichte Oberflächen.
- Parkplätze und Zufahrten.



MARBLE&STONE LOOK
CONCRETE&RESIN LOOK

WOOD LOOK

WALL DESIGN

OUTDOOR SPACES

SPECIAL PIECES IN&OUT

ULTRA OUTDOOR

Gres porcellanato Rettificato
 Rectified Porcelain stoneware.
 Grès cérame rectifié.
 Feinsteinzeug
 Geschliffen einkalibrig

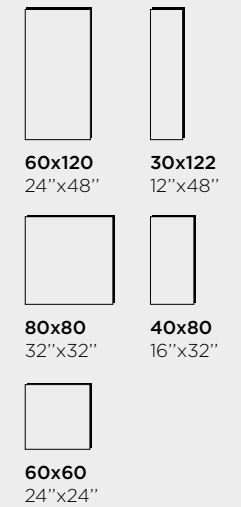
	≅ 20 mm 3/4"					≅ 30 mm 1 1/4"		
	60x120 24"x48"	30x122 12"x48"	80x80* 32"x32"	40x80* 16"x32"	60x60 24"x24"	80x80 32"x32"	40x80 16"x32"	60x60 24"x24"
ULTRA ARGOS BEIGE								
ULTRA ARGOS GREY								
ULTRA ARGOS WHITE								
ULTRA ASPEN ANTRACITE	•		•	•	•			•
ULTRA ASPEN BEIGE	•							
ULTRA ASPEN BIANCO								
ULTRA ASPEN FUMÉ								
ULTRA ASPEN GRIGIO	•		•	•	•			•
ULTRA BARGE								
ULTRA BASIC GREY								•
ULTRA CONTEMPORARY BROWN								
ULTRA CONTEMPORARY LIGHT GREY	•		•					•
ULTRA CONTERO STONE GREIGE	•							
ULTRA CONTERO STONE IVORY	•							
ULTRA CONTERO STONE OFF-WHITE	•							
ULTRA CULT GREY								
ULTRA DOWNTOWN WOOD WARM		•						
ULTRA ERMETICA BIANCO								
ULTRA ERMETICA GRIGIO								
ULTRA ERMETICA LAVAGNA								
ULTRA ESSENZE CANNELLA		•		•				
ULTRA ESSENZE GELSOMINO				•				
ULTRA ESSENZE SANDALO				•				
ULTRA ESSENZE VANIGLIA				•				
ULTRA EVOQ AVORIO								
ULTRA EVOQ NERO								
ULTRA EVOQ NIGHT								
ULTRA GARE GRAPHITE								•
ULTRA GARE SAND								•
ULTRA GEOSTONE IVORY			•			•		•
ULTRA GEOSTONE TAUPE			•			•		•
ULTRA IKON AMBER		•					•	
ULTRA LANDSCAPE DAY								
ULTRA LANDSCAPE NIGHT								
ULTRA MANSION MID								
ULTRA MANSION WARM								
ULTRA MASK GRAPHITE								•
ULTRA MASK IVORY								•
ULTRA MASK SILVER								•
ULTRA MASK TOBACCO								•
ULTRA MUSTANG								•
ULTRA NEW STONE DAINO								
ULTRA NEW STONE LEPRE	•							
ULTRA NEW STONE VISONE	•							
ULTRA PIETRA DI BAVIERA								
ULTRA PIETRA DI VALS DARK								
ULTRA PIETRA DI VALS LIGHT	•							
ULTRA QUEENSTONE ACCIAIO	•							
ULTRA QUEENSTONE AVORIO	•							
ULTRA RIGATONE FRAME MID	•							
ULTRA SCOUT BEIGE			•			•		•
ULTRA SCOUT BLACK								
ULTRA SCOUT FOG			•					
ULTRA SCOUT SMOKE								•
ULTRA SCOUT WHITE								
ULTRA SELCIATO								
ULTRA SENSI MEDIUM	•							•
ULTRA SERICA BONE	•							•
ULTRA SERICA IVORY	•					•		•
ULTRA SERICA CINDER	•					•		•
ULTRA SHELLSTONE BEIGE	•							•
ULTRA SHELLSTONE BIANCO								
ULTRA SHELLSTONE GRIGIO								
ULTRA SHELLSTONE TAUPE	•							
ULTRA SLATE GREY								
ULTRA SOLID WHITE								•
ULTRA SOLID LIGHT GREY								
ULTRA SOLID BLACK								•
ULTRA SOLID BEIGE								•
ULTRA SOLID GREY						•	•	•
ULTRA TIME STONE CENERE	•					•	•	•
ULTRA TIME STONE GHIACCIO						•		•
ULTRA TIME STONE GRAFITE	•							•
ULTRA TIME STONE SABBIA	•							•
ULTRA TREVISTONE GOLD	•							•
ULTRA TREVISTONE IVORY	•						•	•
ULTRA WOOD								

ASPEN BIANCO	TREVISTONE IVORY	NEW STONE DAINO	SHELLSTONE BEIGE	ERMETICA BIANCO	QUEEN STONE AVORIO	SOLID BEIGE
ARGOS BEIGE	BARGE	SERICA CINDER	GARE SAND	NEW STONE LEPRE	MASK IVORY	SHELLSTONE TAUPE
EVOQ AVORIO	LANDSCAPE DAY	MANSION WARM	NEW STONE VISONE	GEOSTONE TAUPE	MASK TOBACCO	CONTEMPORARY BROWN
SERICA IVORY	CONTERO STONE IVORY	TIME STONE SABBIA	SCOUT BEIGE	SLATE GREY	PIETRA DI BAVIERA	GEOSTONE IVORY
TREVISTONE GOLD	ASPEN BEIGE	IKON AMBER	RIGATONE FRAME MID	ESSENZE VANIGLIA	ESSENZE CANNELLA	ESSENZE SANDALO
DOWNTOWN WOOD WARM	WOOD	SELCIATO	EVOQ NERO	EVOQ NIGHT	SENSI MEDIUM	MASK GRAPHITE
SCOUT SMOKE	SCOUT BLACK	ASPEN ANTRACITE	GARE GRAPHITE	SOLID BLACK	MUSTANG	TIME STONE GRAFITE
PIETRA DI VALS DARK	ERMETICA LAVAGNA	LANDSCAPE NIGHT	SOLID GREY	BASIC GREY	ASPEN FUMÉ	PIETRA DI VALS LIGHT
TIME STONE CENERE	MASK SILVER	QUEEN STONE ACCIAIO	ERMETICA GRIGIO	SCOUT FOG	SHELLSTONE GRIGIO	ARGOS GREY
MANSION MID	SOLID LIGHT GREY	CONTEMPORARY LIGHT GREY	ASPEN GRIGIO	CONTERO STONE GREIGE	SHELLSTONE BIANCO	SCOUT WHITE
CULT GREY	SOLID WHITE	TIME STONE GHIACCIO	CONTERO STONE OFF-WHITE	ARGOS WHITE	SERICA BONE	ESSENZE GELSOMINO

77
ultra
colors

54 Stone look
15 Concrete look
8 Wood look

5
sizes



12
surface
structures

2
thick-
ness

≅ 20 mm 3/4"
 ≅ 30 mm 1 1/4"

stone look

Collezioni Collections

- 243 Ultra Argos
- 237 Ultra Aspen
- 247 Ultra Barge
- 242 Ultra Contero Stone
- 242 Ultra Ermetica
- 244 Ultra Geostone
- 245 Ultra Landscape
- 246 Ultra Mansion
- 238 Ultra Mask
- 247 Ultra Mustang
- 243 Ultra New Stone
- 247 Ultra Pietra di Baviera
- 246 Ultra Pietra di Vals
- 245 Ultra Queen Stone
- 236 Ultra Scout
- 247 Ultra Selciato
- 241 Ultra Serica
- 240 Ultra Shellstone
- 247 Ultra Slate
- 239 Ultra Time Stone
- 244 Ultra Trevistone

Formati Sizes

	≅ 2 cm 3/4"				≅ 3 cm 1/4"			
	60x120 24"x48"	80x80* 32"x32"	40x80* 16"x32"	60x60 24"x24"	80x80 32"x32"	40x80 16"x32"	60x60 24"x24"	
ULTRA ARGOS BEIGE								
ULTRA ARGOS GREY								
ULTRA ARGOS WHITE								
ULTRA ASPEN ANTRACITE	•	•	•	•			•	
ULTRA ASPEN BEIGE	•							
ULTRA ASPEN BIANCO								
ULTRA ASPEN FUMÉ								
ULTRA ASPEN GRIGIO	•	•	•				•	
ULTRA BARGE								
ULTRA CONTERO STONE GREIGE	•						•	
ULTRA CONTERO STONE IVORY	•						•	
ULTRA CONTERO STONE OFF-WHITE	•							
ULTRA ERMETICA BIANCO								
ULTRA ERMETICA GRIGIO								
ULTRA ERMETICA LAVAGNA								
ULTRA GEOSTONE IVORY		•			•		•	
ULTRA GEOSTONE TAUPE		•			•		•	
ULTRA LANDSCAPE DAY								
ULTRA LANDSCAPE NIGHT								
ULTRA MANSION MID								
ULTRA MANSION WARM								
ULTRA MASK GRAPHITE							•	
ULTRA MASK IVORY							•	
ULTRA MASK SILVER							•	
ULTRA MASK TOBACCO							•	
ULTRA MUSTANG							•	
ULTRA NEW STONE DAINO								
ULTRA NEW STONE LEPRE	•							
ULTRA NEW STONE VISONE	•							
ULTRA PIETRA DI BAVIERA								
ULTRA PIETRA DI VALS DARK								
ULTRA PIETRA DI VALS LIGHT	•							
ULTRA QUEENSTONE ACCIAIO	•							
ULTRA QUEENSTONE AVORIO	•							
ULTRA SCOUT BEIGE	•	•			•		•	
ULTRA SCOUT BLACK								
ULTRA SCOUT FOG		•						
ULTRA SCOUT SMOKE								
ULTRA SCOUT WHITE								
ULTRA SELCIATO								
ULTRA SERICA BONE	•						•	
ULTRA SERICA IVORY	•				•		•	
ULTRA SERICA CINDER	•				•		•	
ULTRA SHELLSTONE BEIGE	•							
ULTRA SHELLSTONE BIANCO	•							
ULTRA SHELLSTONE GRIGIO	•							
ULTRA SHELLSTONE TAUPE	•							
ULTRA SLATE GREY							•	
ULTRA TIME STONE CENERE	•				•		•	
ULTRA TIME STONE GHIACCIO	•				•		•	
ULTRA TIME STONE GRAFFITE	•				•		•	
ULTRA TIME STONE SABBIA	•				•		•	
ULTRA TREVISTONE GOLD	•						•	
ULTRA TREVISTONE IVORY	•						•	

* Fino ad esaurimento scorte verrà fornito il formato 40,5x81 e 81x81.
Subject to stock availability, sizes 40,5x81 and 81x81 will be supplied.

Scan to view product shade variation.



ULTRA SELCIATO 60X60



SHELLSTONE BEIGE & TAUPE 60X60



NEW STONE VISONE 60X120



PIETRA DI BAVIERA 60X60



GEOSTONE TAUPE 60X60



PIETRA DI VALS LIGHT 60X60

MARBLE&STONE LOOK
CONCRETE&RESIN LOOK

WOOD LOOK

WALL DESIGN

OUTDOOR SPACES

SPECIAL PIECES IN&OUT

STONE LOOK

Ultra **Scout**



Ultra Scout **FOG** V2

304366 80x80 cm 32"x32" ± 20mm 13 543
303571 60x60 cm 24"x24" ± 20mm 12 535



Ultra Scout **SMOKE** V2

303570 60x60 cm 24"x24" ± 20mm 18 535
303631 60x60 cm 24"x24" ± 30mm 18 550



Ultra Scout **BLACK** V2

303572 60x60 cm 24"x24" ± 20mm 6 535



Ultra Scout **WHITE** V2

303623 60x60 cm 24"x24" ± 20mm 18 535



Ultra Scout **BEIGE** V2

303803 60x120 cm 24"x48" ± 20mm 10 545
304329 80x80 cm 32"x32" ± 20mm 9 543
303569 60x60 cm 24"x24" ± 20mm 18 535
304476 80x80 cm 32"x32" ± 30mm 9 560
303632 60x60 cm 24"x24" ± 30mm 18 550

STONE LOOK

Ultra **Aspen**



Ultra Aspen **GRIGIO** V3

R04547 60x120 cm 24"x48" ± 20mm 5 545
005838 80x80 cm 32"x32" ± 20mm 6 543
005841 40x80 cm 16"x32" ± 20mm 12 543
R04154 60x60 cm 24"x24" ± 20mm 5 535
R04195 60x60 cm 24"x24" ± 30mm 5 550



Ultra Aspen **FUMÈ** V3

R04152 60x60 cm 24"x24" ± 20mm 6 535



Ultra Aspen **ANTHRACITE** V3

R04548 60x120 cm 24"x48" ± 20mm 5 545
005837 80x80 cm 32"x32" ± 20mm 6 543
005842 40x80 cm 16"x32" ± 20mm 12 543
R04153 60x60 cm 24"x24" ± 20mm 5 535
R04194 60x60 cm 24"x24" ± 30mm 5 550



Ultra Aspen **BIANCO** V3

R04151 60x60 cm 24"x24" ± 20mm 6 535



Ultra Aspen **BEIGE** V3

R05616 60x120 cm 24"x48" ± 20mm 12 545
R05055 60x60 cm 24"x24" ± 20mm 6 535

Certificazione disponibile per i seguenti articoli:
Collezione ASPEN 60x60 ± 20 mm in tutti i colori
 Certification available for the following items:
 ASPEN Collection 60x60 cm 24"x24" ± 20 mm in all colors



Aspen notes
 Sono disponibili i formati da interno.
 Is available the indoor sizes.



P. 69

STONE LOOK

Ultra **Mask**



Ultra Mask **IVORY** V3
304027 60x60 cm 24"x24" \approx 20mm 24 535
304083 60x60 cm 24"x24" \approx 30mm 24 550

Ultra Mask **TOBACCO** V3
304024 60x60 cm 24"x24" \approx 20mm 24 535
304080 60x60 cm 24"x24" \approx 30mm 24 550

Mask notes
 Sono disponibili i formati da interno.
 Is available the indoor sizes.



Ultra Mask **SILVER** V3
304025 60x60 cm 24"x24" \approx 20mm 24 535
304081 60x60 cm 24"x24" \approx 30mm 24 550

Ultra Mask **GRAPHITE** V3
304026 60x60 cm 24"x24" \approx 20mm 24 535
304082 60x60 cm 24"x24" \approx 30mm 24 550

STONE LOOK


Ultra **Time Stone**



Ultra Time Stone **SABBIA** V3
TMS014 60x120 cm 24"x48" \approx 20mm 12 545
TMS004 60x60 cm 24"x24" \approx 20mm 24 535
TMS604 80x80 cm 32"x32" \approx 30mm 10 560
TMS050 60x60 cm 24"x24" \approx 30mm 24 550

Ultra Time Stone **CENERE** V3
TMS012 60x120 cm 24"x48" \approx 20mm 12 545
TMS002 60x60 cm 24"x24" \approx 20mm 24 535
TMS602 80x80 cm 32"x32" \approx 30mm 10 560
TMS051 60x60 cm 24"x24" \approx 30mm 24 550

Certificazione disponibile per i seguenti articoli:
 Collezione **TIME STONE 60x60 \approx 20 mm in tutti i colori**
 Certification available for the following items:
 TIME STONE Collection 60x60 cm 24"x24" \approx 20 mm
 in all colors



Ultra Time Stone **GHIACCIO** V3
TMS001 60x60 cm 24"x24" \approx 20mm 24 535
TMS511 60x60 cm 24"x24" \approx 30mm 24 550


Ultra Time Stone **GRAFITE** V3
TMS013 60x120 cm 24"x48" \approx 20mm 12 545
TMS003 60x60 cm 24"x24" \approx 20mm 24 535
TMS603 80x80 cm 32"x32" \approx 30mm 10 560
TMS513 60x60 cm 24"x24" \approx 30mm 24 550

MARBLE&STONE LOOK
 CONCRETE&RESIN LOOK
 WOOD LOOK
 WALL DESIGN
 OUTDOOR SPACES
 SPECIAL PIECES IN&OUT


STONE LOOK

Ultra Shellstone




Ultra Shellstone
BIANCO 

005617	60x120 cm 24"x48"	≅ 20mm	8	545
005577	60x60 cm 24"x24"	≅ 20mm	16	535
005670	40x80 cm 16"x32"	≅ 30mm	10	527


Ultra Shellstone
GRIGIO 

005615	60x60 cm 24"x24"	≅ 20mm	16	535
005672	40x80 cm 16"x32"	≅ 30mm	10	527



Ultra Shellstone
BEIGE 

006104	60x120 cm 24"x48"	≅ 20mm	8	545
005578	60x60 cm 24"x24"	≅ 20mm	16	535
005671	40x80 cm 16"x32"	≅ 30mm	10	527


Ultra Shellstone
TAUPE 

005618	60x120 cm 24"x48"	≅ 20mm	8	545
005614	60x60 cm 24"x24"	≅ 20mm	16	535


STONE LOOK

Ultra Serica




Ultra Serica
BONE 


304302	60x120 cm 24"x48"	≅ 20mm	6	545
304299	60x60 cm 24"x24"	≅ 20mm	12	535
304308	40x80 cm 16"x32"	≅ 30mm	6	527
304305	60x60 cm 24"x24"	≅ 30mm	12	550

Ultra Serica
CINDER 

304304	60x120 cm 24"x48"	≅ 20mm	6	545
304301	60x60 cm 24"x24"	≅ 20mm	12	535
304325	80x80 cm 32"x32"	≅ 30mm	8	560
304310	40x80 cm 16"x32"	≅ 30mm	6	527
304307	60x60 cm 24"x24"	≅ 30mm	12	550

Serica notes
Sono disponibili i formati da interno.
Is available the indoor sizes.



Ultra Serica
IVORY 

304303	60x120 cm 24"x48"	≅ 20mm	6	545
304300	60x60 cm 24"x24"	≅ 20mm	12	535
304326	80x80 cm 32"x32"	≅ 30mm	8	560
304309	40x80 cm 16"x32"	≅ 30mm	6	527
304306	60x60 cm 24"x24"	≅ 30mm	12	550

MARBLE&STONE LOOK
CONCRETE&RESIN LOOK
WOOD LOOK
WALL DESIGN
OUTDOOR SPACES
SPECIAL PIECES IN&OUT

ULTRA OUTDOOR

STONE LOOK

Ultra **Contero Stone**



Ultra Contero Stone OFF-WHITE	V3	Ultra Contero Stone GREIGE	V3	Ultra Contero Stone IVORY	V3
005901 60x120 cm 24"x48" ± 20mm 12 545		005902 60x120 cm 24"x48" ± 20mm 12 545		005903 60x120 cm 24"x48" ± 20mm 12 545	
005898 60x60 cm 24"x24" ± 20mm 24 535		005899 60x60 cm 24"x24" ± 20mm 24 535		005900 60x60 cm 24"x24" ± 20mm 24 535	
005910 40x80 cm 16"x32" ± 30mm 18 527		005911 40x80 cm 16"x32" ± 30mm 18 527		005912 40x80 cm 16"x32" ± 30mm 18 527	

STONE LOOK

Ultra **New Stone**



Ultra New Stone DAINO	V3	Ultra New Stone VISONE	V3	Ultra New Stone LEPRE	V3
NWS321 60x60 cm 24"x24" ± 20mm 22 535		NWS232 60x120 cm 24"x48" ± 20mm 11 545		NWS233 60x120 cm 24"x48" ± 20mm 11 545	
		NWS322 60x60 cm 24"x24" ± 20mm 22 535		NWS323 60x60 cm 24"x24" ± 20mm 22 535	

Ultra **Ermetica**



Ultra Ermetica BIANCO	V3	Ultra Ermetica GRIGIO	V3	Ultra Ermetica LAVAGNA	V3
005426 60x60 cm 24"x24" ± 20mm 24 535		005427 60x60 cm 24"x24" ± 20mm 24 535		005428 60x60 cm 24"x24" ± 20mm 24 535	
005667 40x80 cm 16"x32" ± 30mm 14 527		005668 40x80 cm 16"x32" ± 30mm 14 527		005669 40x80 cm 16"x32" ± 30mm 14 527	

Ultra **Argos**



Ultra Argos WHITE	V3	Ultra Argos GREY	V3	Ultra Argos BEIGE	V3
304207 60x60 cm 24"x24" ± 20mm 24 535		304209 60x60 cm 24"x24" ± 20mm 24 535		304208 60x60 cm 24"x24" ± 20mm 24 535	

Argos notes
Sono disponibili i formati da interno.
Is available the indoor sizes.



P. 55

ULTRA OUTDOOR

MARBLE&STONE LOOK

CONCRETE&RESIN LOOK

WOOD LOOK

WALL DESIGN

OUTDOOR SPACES

SPECIAL PIECES IN&OUT

STONE LOOK

Ultra **Geostone**



Geostone notes
Sono disponibili i formati da interno.
Is available the indoor sizes.



Ultra Geostone **IVORY** **V3**

304437	80x80 cm	32"x32"	± 20mm	8	543
304435	60x60 cm	24"x24"	± 20mm	24	535
304439	80x80 cm	32"x32"	± 30mm	8	560
304438	60x60 cm	24"x24"	± 30mm	24	550

Ultra Geostone **TAUPE** **V3**

304443	80x80 cm	32"x32"	± 20mm	8	545
304441	60x60 cm	24"x24"	± 20mm	24	535
304445	80x80 cm	32"x32"	± 30mm	8	560
304444	60x60 cm	24"x24"	± 30mm	24	550

Ultra **Trevistone**



Trevistone notes
Sono disponibili i formati da interno.
Is available the indoor sizes.



Ultra Trevistone **IVORY** **V3**

304412	60x120 cm	24"x48"	± 20mm	7	545
304411	60x60 cm	24"x24"	± 20mm	14	535
304415	40x80 cm	16"x32"	± 30mm	14	527
304414	60x60 cm	24"x24"	± 30mm	14	550

Ultra Trevistone **GOLD** **V3**

005867	60x120 cm	24"x48"	± 20mm	7	545
005866	60x60 cm	24"x24"	± 20mm	14	535
005897	60x60 cm	24"x24"	± 30mm	14	550

STONE LOOK

Ultra **Queen Stone**



Ultra Queen Stone **AVORIO** **V2**

GST071	60x120 cm	24"x48"	± 20mm	9	545
--------	-----------	---------	--------	---	-----

Ultra Queen Stone **ACCIAIO** **V2**

GST070	60x120 cm	24"x48"	± 20mm	9	545
--------	-----------	---------	--------	---	-----

Ultra **Landscape**



Ultra Landscape **DAY** **V3**


303626	60x60 cm	24"x24"	± 20mm	18	535
--------	----------	---------	--------	----	-----

Ultra Landscape **NIGHT** **V3**

303625	60x60 cm	24"x24"	± 20mm	19	535
--------	----------	---------	--------	----	-----

STONE LOOK

Ultra **Mansion**



Ultra Mansion **WARM** V2 303794 60x60 cm 24"x24" ± 20mm 24 535
 Ultra Mansion **MID** V2 303763 60x60 cm 24"x24" ± 20mm 24 535

STONE LOOK

Ultra **Slate**



Ultra Slate **GREY** V4 303620 60x60 cm 24"x24" ± 20mm 14 535
 303864 60x60 cm 24"x24" ± 30mm 14 550

Ultra **Baviera**



Ultra Pietra di **BAVIERA** V4 303657 60x60 cm 24"x24" ± 20mm 20 535

Pietra di Baviera notes
 Sono disponibili i formati da interno.
 Is available the indoor sizes.



Ultra **Pietra di Vals**



Ultra Pietra Di Vals **LIGHT** V2 304225 60x120 cm 24"x48" ± 20mm 7 545
 303627 60x60 cm 24"x24" ± 20mm 14 535
 Ultra Pietra Di Vals **DARK** V2 303628 60x60 cm 24"x24" ± 20mm 14 535

Pietra di Vals notes
 Sono disponibili i formati da interno.
 Is available the indoor sizes.



Ultra **Mustang**



Ultra **MUSTANG** V2 303619 60x60 cm 24"x24" ± 20mm 23 535
 303636 60x60 cm 24"x24" ± 30mm 16 550

Ultra **Selciato**



Ultra **SELCIATO** V2 303768 60x60 cm 24"x24" ± 20mm 6 537

Ultra **Barge**



Ultra **BARGE** V2 303621 60x60 cm 24"x24" ± 20mm 28 535



ULTRA OUTDOOR

MARBLE&STONE LOOK

CONCRETE&RESIN LOOK

WOOD LOOK

WALL DESIGN

OUTDOOR SPACES

SPECIAL PIECES IN&OUT

concrete look

Collezioni Collections

- 252 Ultra Basic
- 252 Ultra Contemporary
- 252 Ultra Cult
- 251 Ultra Evoq
- 251 Ultra Gare
- 252 Ultra Sensi
- 250 Ultra Solid

Formati Sizes

	≅ 2 cm 3/4"			≅ 3 cm 1 1/4"		
	60x120 24"x48"	80x80* 32"x32"	60x60 24"x24"	80x80 32"x32"	40x80 16"x32"	60x60 24"x24"
ULTRA BASIC GREY			•			•
ULTRA CONTEMPORARY BROWN			•			•
ULTRA CONTEMPORARY LIGHT GREY	•	•	•			•
ULTRA CULT GREY			•			•
ULTRA EVOQ AVORIO			•			•
ULTRA EVOQ NERO			•			•
ULTRA EVOQ NIGHT			•			•
ULTRA GARE GRAPHITE			•			•
ULTRA GARE SAND			•			•
ULTRA SENSI MEDIUM			•			•
ULTRA SOLID WHITE			•			•
ULTRA SOLID LIGHT GREY			•			•
ULTRA SOLID BLACK			•			•
ULTRA SOLID BEIGE			•			•
ULTRA SOLID GREY			•	•	•	•




* Fino ad esaurimento scorte verrà fornito il formato 81x81.
Subject to stock availability, size 81x81 will be supplied.

Scan to view product shade variation.



Ultra Solid



Ultra Solid
LIGHT GREY V2

303993 60x60 cm 24"x24" ± 20mm 24 535




Ultra Solid
GREY V2

304084 60x60 cm 24"x24" ± 30mm 24 550

304327 80x80 cm 32"x32" ± 30mm 12 560


304227 40x80 cm 16"x32" ± 30mm 9 527



Ultra Solid
BLACK V2

303994 60x60 cm 24"x24" ± 20mm 24 535

304076 60x60 cm 24"x24" ± 30mm 24 550



Ultra Solid
WHITE V2

303992 60x60 cm 24"x24" ± 20mm 24 535



Ultra Solid
BEIGE V2

303991 60x60 cm 24"x24" ± 20mm 24 535

304077 60x60 cm 24"x24" ± 30mm 24 550

304328 80x80 cm 32"x32" ± 30mm 12 560

304228 40x80 cm 16"x32" ± 30mm 9 527

Certificazione disponibile per i seguenti articoli:
Collezione SOLID 60x60 ± 20 mm nei seguenti colori:
White, Black, Light Grey
Certification available for the following items:
SOLID Collection 60x60 cm 24"x24" ± 20mm in the
following colors: White, Black, Light Grey



Solid notes
Sono disponibili i formati da interno.
Is available the indoor sizes.




P. 121

Ultra Evoq




Ultra Evoq
NERO V2

005435 60x60 cm 24"x24" ± 20mm 8 535



Ultra Evoq
NIGHT V2

005436 60x60 cm 24"x24" ± 20mm 8 535



Ultra Evoq
AVORIO V2

005434 60x60 cm 24"x24" ± 20mm 8 535

Ultra Gare du Nord



Ultra Gare
SAND V3

303607 60x60 cm 24"x24" ± 20mm 18 535

303609 60x60 cm 24"x24" ± 30mm 18 550



Ultra Gare
GRAPHITE V3

303606 60x60 cm 24"x24" ± 20mm 16 535

303608 60x60 cm 24"x24" ± 30mm 16 550

Certificazione disponibile per i seguenti articoli:
Collezione GARE DU NORD 60x60 ± 20 mm in
tutti i colori
Certification available for the following items:
GARE DU NORD Collection 60x60 cm 24"x24" ± 20 mm
in all colors



Evoq notes
Sono disponibili i formati da interno.
Is available the indoor sizes.



P. 129

Gare du Nord notes
Sono disponibili i formati da interno.
Is available the indoor sizes.



P. 125

CONCRETE LOOK

Ultra Contemporary



Ultra Contemporary
LIGHT GREY **V4**

R04549	60x120 cm 24"x48"	≅ 20mm	12	545
005885	80x80 cm 32"x32"	≅ 20mm	27	543
R04133	60x60 cm 24"x24"	≅ 20mm	31	535
R04135	60x60 cm 24"x24"	≅ 30mm	31	550

Ultra Contemporary
BROWN **V4**

R04134	60x60 cm 24"x24"	≅ 20mm	26	535
--------	------------------	--------	----	-----

Ultra Basic



Ultra Basic
GREY **V2**

303568	60x60 cm 24"x24"	≅ 20mm	36	535
303635	60x60 cm 24"x24"	≅ 30mm	19	550

Ultra Cult



Ultra Cult
GREY **V4**

303624	60x60 cm 24"x24"	≅ 20mm	30	535
--------	------------------	--------	----	-----

Ultra Sensi



Ultra Sensi
MEDIUM **V2**

303935	60x60 cm 24"x24"	≅ 30mm	7	550
--------	------------------	--------	---	-----



ULTRA CULT GREY 60x60

MARBLE&STONE LOOK
CONCRETE&RESIN LOOK
WOOD LOOK
WALL DESIGN
OUTDOOR SPACES
SPECIAL PIECES IN&OUT


ULTRA OUTDOOR

wood look

Collezioni Collections

- 257 Ultra Downtown Wood
- 256 Ultra EsSENze
- 257 Ultra Ikon
- 257 Ultra Rigat-One Frame
- 257 Ultra Wood

	≅ 2 cm 3/4"				≅ 3 cm 1/4"
	60x120 24"x48"	30x122 12"x48"	40x80* 16"x32"	60x60 24"x24"	40x80 16"x32"
ULTRA DOWNTOWN WOOD WARM					•
ULTRA ESSENZE CANNELLA		•	•		
ULTRA ESSENZE GELSOMINO			•		
ULTRA ESSENZE SANDALO			•		
ULTRA ESSENZE VANIGLIA			•		
ULTRA IKON AMBER		•			•
ULTRA RIGATONE FRAME MID	•				
ULTRA WOOD				•	



MARBLE&STONE LOOK
CONCRETE&RESIN LOOK

WOOD LOOK

WALL DESIGN

OUTDOOR SPACES

SPECIAL PIECES IN&OUT

Scan to view product shade variation.



* Fino ad esaurimento scorte verrà fornito il formato 40,5x81. Subject to stock availability, size 40.5x81 will be supplied.

WOOD LOOK

Ultra **Esenze**



Ultra Esenze
GELSOMINO
304374 40x80 cm 16"x32" ≈ 20mm 32 543



Ultra Esenze
VANIGLIA
304330 40x80 cm 16"x32" ≈ 20mm 32 543

Esenze notes
Sono disponibili i formati da interno.
Is available the indoor sizes.



WOOD LOOK

Ultra **Wood**



Ultra
WOOD
303622 60x60 cm 24"x24" ≈ 20mm 20 535

Ultra **Ikon**



Ultra Ikon
AMBER
303807 30x122 cm 12"x48" ≈ 20mm 10 546
304477 40x80 cm 16"x32" ≈ 30mm 12 527

Ikon notes
Sono disponibili i formati da interno.
Is available the indoor sizes.



Ultra Esenze
CANNELLA
303805 30x122 cm 12"x48" ≈ 20mm 10 546
304361 40x80 cm 16"x32" ≈ 20mm 32 543



Ultra Esenze
SANDALO
304362 40x80 cm 16"x32" ≈ 20mm 48 543

Ultra **Downtown W.** Ultra **Frame**



Ultra Downtown Wood
WARM
005624 30x122 cm 12"x48" ≈ 20mm 16 546
005673 40x80 cm 16"x32" ≈ 30mm 8 527














Ultra Rigat-One
FRAME MID
005628 60x120 cm 24"x48" ≈ 20mm 6 545

TECHNICAL FEATURES

Gres porcellanato • Porcelain stoneware • Grès cérame • Feinsteinzeug

UNI EN 14411 Bla Allegato G (ISO 13006)

Caratteristica tecnica Technical feature Caractéristique technique Technische Eigenschaft	Norma Norm Norme Norm	Valore richiesto dalle norme Required standards Valeur prescrite par les normes Normvorgabe	ULTRA OUTDOOR	
  Lunghezza e larghezza / Length and width Longuer et largeur / Länge und breite Spessore / Thickness Epaisseur / Stärke Rettilineità spigoli / Straightness of sides Rectitude des arêtes / Kantengeradheit Ortogonalità / Rectangularity Orthogonalité / Rechtwinkligkeit Planarità / Surface flatness Planeité de surface / Ebenflächigkeit	UNI EN ISO 10545-2	N ≥ 15 cm % ± 0,6 Non Rect. ± 0,3 Rect	Conforme Corresponding Conforme Entsprechend	
		(mm) ± 2,0 Non Rect. ± 1,0 Rect		
		± 5 ± 0,5		
		± 0,5 Non Rect. ± 0,3 Rect ± 1,5 Non Rect. ± 0,8 Rect		
		± 0,5 Non Rect. ± 0,3 Rect ± 2,0 Non Rect. ± 1,5 Rect		
± 0,5 Non Rect. ± 0,4 Rect ± 2,0 Non Rect. ± 1,8 Rect				
 Qualità della superficie Surface quality Qualités de la surface Oberflächenqualität	UNI EN ISO 10545-2	Il 95 % min. delle piastrelle di prova deve essere esente da difetti visibili Minimum 95% of the tested tiles must be free from visible defects 95% min. des carreaux de test ne doit pas contenir de défauts visibles Min. 95% der geprüften Fliesen dürfen keine sichtbaren Mängel aufweisen	Conforme Corresponding Conforme Entsprechend	
 Assorbimento d'acqua Water absorption Absorption d'eau Wasseraufnahme	UNI EN ISO 10545-3	≤ 0,5% Individual max 0,6%	≤ 0,5%	
 Sforzo di rottura / Breaking strength Effort de rupture / Bruchkraft (≥ 7,5 mm thickness) Resistenza alla flessione / Modulus of Rupture Résistance à la flexion / Biegefestigkeit	UNI EN ISO 10545-4	S ≥ 1300 N	S ≥ 1300 N	
 Resistenza al gelo Resistance to frost Résistance aux gels Frostbeständigkeit	UNI EN ISO 10545-12	Richiesto Required	Non gelivo Frost-proof Non gélifs Frostsicher	
		UNI EN ISO 10545-13	Resistenza a basse concentrazioni di acidi e alcali Resistance to low concentrations of acids and alkalis Secondo la classificazione indicata dal fabbricante Manufacturer is to state classification Resistenza ad alte concentrazioni di acidi e alcali Resistance to high concentrations of acids and alkalis Metodo di prova disponibile Test method available Resistenza ai prodotti chimici di uso domestico ed agli additivi per piscina Resistance to household chemicals and swimming pool salt Classe minima B Minimum class B	LA HA A
			Resistenza ai prodotti chimici Resistance to chemical products Résistance aux produits chimiques Widerstand gegen Chemikalien	
 Resistenza all'abrasione (metodo PEI) Abrasion resistance (PEI test) Résistance à l'abrasion (méthode PEI) Widerstand gegen Abrieb (nach PEI)	UNI EN ISO 10545-7	Segnala la classe di abrasione e i cicli superati Report abrasion class and cycles passed	disponibili sul sito internet alla sezione download della serie references available on the website in the download section of the series	
 Resistenza alle macchie Staining resistance Résistance aux taches Widerstand gegen Fleckenbildung	UNI EN ISO 10545-14	Min. 3	Conforme Corresponding Conforme Entsprechend	
 Resistenza agli sbalzi termici Thermal shock resistance Résistance aux écarts de température Temperaturwechselbeständigkeit	UNI EN ISO 10545-9	Metodo di prova disponibile Test method available	Resiste Resistant Résiste Widerstandsfähig	
 Caratteristiche accessorie / Stabilità dei colori Colours stability Stabilité des couleurs Farbbeständigkeit	DIN 51094	Colorazione Stabile Stable coloring	Conforme Corresponding Conforme Entsprechend	
Caratteristiche di sicurezza / Safety characteristics				
 Resistenza allo scivolamento Slip resistance Résistance au glissement Rutschemmende Eigenschaft	METODO B.C.R.A.	μ > 0,40	Conforme Corresponding Conforme Entsprechend	
	DIN EN 16165	ANNEX A Test della rampa a piedi nudi / Classe dichiarata Barefoot ramp test / Declared Class Méthode de la rampe pieds nus / Classe déclarée Methode der schiefen Ebene, barfuß / Angegebene Klasse	A+B+C	
		ANNEX B Test della rampa a piedi calzati / Classe dichiarata Shod ramp test / Declared Class Rampe avec chaussures / Classe déclarée Methode der schiefe Ebene, mit Schuhwerk / Angegebene Klasse	R11	
	DCOF (ANSI A 326.3)	≥ 0,42	Conforme Corresponding Conforme Entsprechend	

* La scheda tecnica dettagliata di ogni serie è disponibile sul sito sito aziendale . Technical data sheet of each collection is available for download on website
 La fiche technique de chaque collection est disponible en téléchargement sur le site. Das technische Datenblatt jeder Kollektion steht auf der Website zum Download bereit.

ULTRA OUTDOOR



ULTRA CONTERO STONE OFF-WHITE 60x120 cm ± 20 mm | CONTERO STONE OFF-WHITE 60x120 cm

weight and sizes

dimensioni sizes dimensions abmessungen	spessore thickness epaisseur stärke	pz/collo pcs/box pc/boite stk/ktn	mq/collo sqm/box m/boite qm/ktn	kg/collo kg/box kg/boite kg/ktn	colli/pallet box/europal boites/europal ktn/europal	mq/pallet sqm/pallet m/pallet qm/pallet	kg/europal kg/europal kg/europal kg/europal
60x60 Rettificato	20 mm	2	0,72	32,60	30	21,60	990
80x80 Rettificato*	20 mm	2	1,28	55,60	24	30,72	1350
40x80 Rettificato*	20 mm	2	0,64	28,00	30	19,20	860
30x122 Rettificato	20 mm	2	0,732	30,40	36	26,352	1110
60x120 Rettificato	20 mm	1	0,72	32,50	30	21,60	995
60x60 Rettificato	30 mm	1	0,36	23,10	40	14,40	950
80x80 Rettificato	30 mm	1	0,64	42,10	30	19,220	1263
40x80 Rettificato	30 mm	2	0,64	42,30	27	17,28	1162

* Fino ad esaurimento scorte verrà fornito il formato 40,5x81 e 81x81. Subject to stock availability, sizes 40,5x81 and 81x81 will be supplied.
 Sous réserve de disponibilité, les formats 40,5x81 et 81x81 seront proposés. Vorbehaltlich der Verfügbarkeit werden die Formate 40,5x81 und 81x81 bereitgestellt.

Un'unica collezione, infinite possibilità di installazione.

Ultra Outdoor offre la massima libertà progettuale grazie diversi sistemi di posa:

- Su erba: per giardini, parchi e zone verdi.
- Su sabbia o ghiaia: per vialetti e aree relax.
- Su massetto con colla: per superfici stabili e permanenti.
- Sopraelevata: per terrazze, camminamenti tecnici e pavimenti ispezionabili.
- Pareti ventilate: ideale per progetti residenziali e commerciali

Tutte le lastre sono rettificate e monocalibro, per una posa precisa e una perfetta modularità dei formati. Ogni progetto diventa personalizzabile, flessibile, reversibile.

One collection, endless installation possibilities.

Ultra Outdoor offers maximum design freedom thanks to various installation systems:

- **On grass:** ideal for gardens, parks and green areas.
- **On sand or gravel:** for pathways and relaxation zones.
- **On mortar with adhesive:** for stable and permanent surfaces.
- **Raised:** for terraces, technical walkways and accessible flooring.
- **Ventilated Façades:** is the ideal choice for residential and commercial projects.

All slabs are rectified and single-caliber, ensuring precise installation and perfect modularity of formats. Every project becomes customizable, flexible and reversible.

Une seule collection, des possibilités d'installation infinies.

Ultra Outdoor offre une liberté de conception maximale grâce à différents systèmes de pose :

- **Sur gazon :** idéal pour jardins, parcs et espaces verts.
- **Sur sable ou gravier :** pour chemins et zones de détente.
- **Sur chape avec colle :** pour des surfaces stables et permanentes.
- **Surélevée :** pour terrasses, cheminements techniques et sols accessibles.
- **façades ventilées:** le choix idéal pour les projets résidentiels et commerciaux.

Toutes les dalles sont rectifiées et monocalibres, assurant une pose précise et une modularité parfaite des formats. Chaque projet devient ainsi personnalisable, flexible et réversible.

Eine einzige Kollektion, unendliche Verlegungsmöglichkeiten.

Ultra Outdoor bietet maximale Gestaltungsfreiheit dank verschiedener Verlegesysteme:

- **Auf Rasen:** ideal für Gärten, Parks und Grünflächen.
- **Auf Sand oder Kies:** für Wege und Erholungsbereiche.
- **Auf Estrich mit Kleber:** für stabile und permanente Oberflächen.
- **Höhenverlegt:** für Terrassen, technische Laufwege und begehbare Böden.
- **Hinterlüftete Fassaden:** ist die ideale Wahl für Wohn- und Gewerbeprojekte. Alle Platten sind rektifiziert und einheitlich kalibriert, für eine präzise Verlegung und perfekte Modularität der Formate. Jedes Projekt wird so individualisierbar, flexibel und reversibel.

Posa su erba - Installation on grass
Pose sur herbe - Verlegung auf Gras



Posa su ghiaia/sabbia - Installation on gravel/sand
Pose sur graviers/sable - Verlegung auf Kies/Sand



Posa su massetto con colla - Laying on screed with adhesive
Pose sur fond avec colle - Verlegung auf Estrich mit Kleber



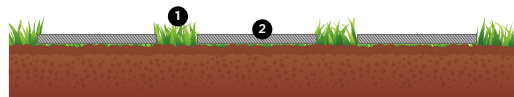
Posa sopraelevata - Installation onto flat surfaces (raised laying)
Pose surélevée - Verlegung als Doppelboden





Posa su erba

Installation on grass



Posa diretta su erba

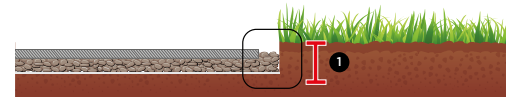
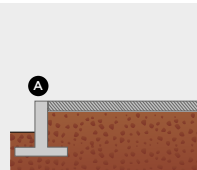
Direct installation on grass (Not suitable for lawn-mowers usage)

M Manto erboso • Grass surface

2 Lastra • Slab

Per ottenere un effetto "tappeto":
posizionare un cordolo in cemento
per delimitare l'area da piastrellare.
Realization of "carpet effect" flooring:
a cement curb can be laid to delimit
the area in which slabs are installed.

A Cordolo in cemento • Cement curb



Posa a secco su erba

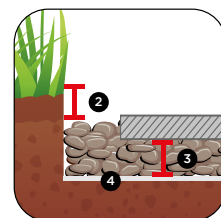
Installation on grass (Suitable for lawn-mowers usage)

1 5/6 cm di profondità • 5/6 cm dragging

2 Lastra posizionata piú in basso del
manto erboso calpestabile • Slab to
be laid below grass level

3 Letto di ghiaia di almeno 3 cm di
profondità (granulometria > 4 mm)
Layer of gravel, minimum 3 cm
recommended (granulometry > 4mm)

4 Eventuale TNT • Macro-holed,
non-woven polypropylene fabric



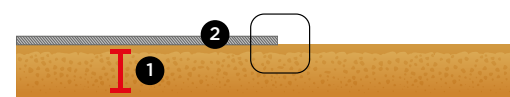
Distanza tra le lastre: posizionare le lastre distanziate tra loro in base all'effetto estetico che si vuole ottenere (camminamento "a passi", vialetto ecc). Distance between the slabs: slabs can be install to obtain several aesthetics effects/designs (walkway, stepping stone pattern and so on). Distance between slabs depends on the design we want to create.

Queste indicazioni rappresentano delle indicazioni generali basate sullo stato dell'arte e non vincolanti.
The following tips and suggestions are not binding for the manufacturer.



Posa su sabbia

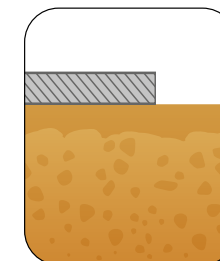
Installation on sand



1 Strato di sabbia ben livellato 5/10 cm
Layer of sand duly leveled 5/10 cm

2 Lastra • Slab

Pendenza sottofondo 2%
Creation of 2% inclination
during levelling and
compacting phases.

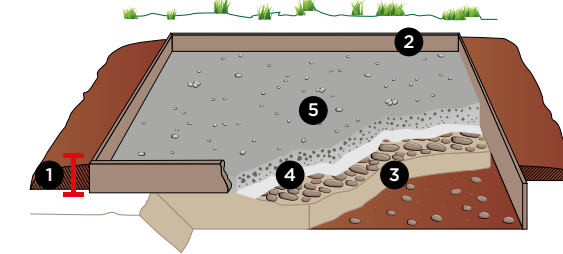


Distanza tra le lastre: posizionare le lastre distanziate tra loro in base all'effetto estetico che si vuole ottenere (camminamento "a passi", vialetto ecc). Le fughe possono essere riempite con sabbia o ghiaia. Distance between the slabs: slabs can be install to obtain several aesthetics effects/designs (walkway, stepping stone pattern and so on). Joints can be filled with sand or gravel.

Queste indicazioni rappresentano delle indicazioni generali basate sullo stato dell'arte e non vincolanti.
The following tips and suggestions are not binding for the manufacturer.

Posa su ghiaia

Installation on gravel



1 Asportare uno strato di terreno di 10-20 cm di profondità
Drag a layer of ground (10-20 cm)

2 Cordolo in cemento o assi di legno •
Cement curb or wooden plank

3 Pietrisco compatto granulometria mista (16-35 mm) per 10 cm
di profondità • Crushed stone, mixed granulometry (16-35 mm),
10 cm depth

4 TNT • Macro-holed, non-woven polypropylene fabric

5 Ghiaia ben livellata granulometria 4-8 mm per 10 cm di profondità
Duly leveled gravel, granulometry between 4-8 mm, 10 cm depth



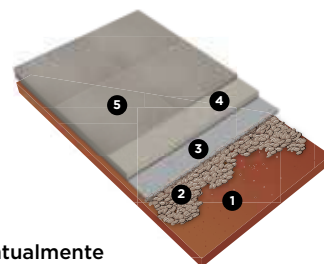
Posa su massetto con colla

Laying on screed with adhesive



Posa su pavimento esterno non impermeabilizzato (terreno)


Installation on outdoor non waterproof floor (ground)



- 1 **Terreno** • Ground
- 2 **Strato di ghiaia compatto eventualmente stabilizzato con calcestruzzo** • Compact layer of gravel (eventually stabilized using concrete)
- 3 **Strato di livellamento in calcestruzzo avente spessore adeguato. Pendenza 1,25-2,5%** • Concrete leveling layer with adequate thickness. Inclination 1,25-2,5%
- 4 **Massetto di 8-10 cm con rete elettrosaldata posizionata a metà dello spessore dello strato** • 8-10 cm screed, arc welded mesh to be positioned in the centre
- 5 **Lastra** • Slab
Posa delle lastre con un collante per esterni seguendo sempre le indicazioni specifiche del produttore dell'adesivo utilizzato e seguendo la tecnica della doppia spalmatura • Slabs must be fixed by using an adhesive suitable for outdoor use and strictly following the instructions and specifications indicated by the adhesive's manufacturer (a double adhesive layer is always recommended)

Posa su pavimento esterno impermeabilizzato

Installation on outdoor waterproof floor



- 1 **Struttura portante (solaio)**
Floor
- 2 **Strato di livellamento/pendenza**
Levelling/inclination layer
- 3 **Strato di impermeabilizzazione**
Waterproofing layer
- 4 **Strato di separazione termoisolante**
Heat insulating layer
- 5 **Strato drenante** • Draining layer
- 6 **Massetto di 8-10 cm con rete elettrosaldata posizionata a metà dello spessore dello strato** • 8-10 cm screed, arc welded mesh to be positioned in the centre
- 7 **Lastra** • Slab
Posa delle lastre con un collante per esterni seguendo sempre le indicazioni specifiche del produttore dell'adesivo utilizzato e seguendo la tecnica della doppia spalmatura • Slabs must be fixed by using an adhesive suitable for outdoor use and strictly following the instructions and specifications indicated by the adhesive's manufacturer (a double adhesive layer is always recommended)


Fughe: obbligatoria la fuga a giunto aperto con ampiezza di fuga variabile maggiore di 5 mm ed utilizzo di sigillanti cementizi di classe 2. I giunti di dilatazione sono obbligatori.
Grout: using class 2 cement grouting and a minimum 5 mm grout line is mandatory. Expansion joints are mandatory too.

Queste indicazioni rappresentano delle indicazioni generali basate sullo stato dell'arte e non vincolanti. The following tips and suggestions are not binding for the manufacturer.

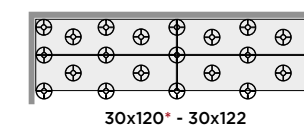
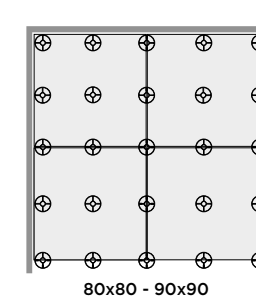
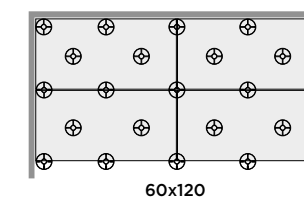
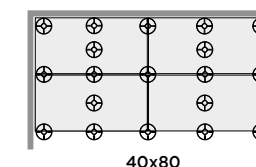
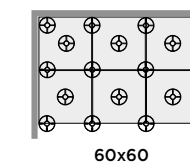


Posa sopraelevata

Installation onto flat surfaces (raised laying)



- 1 **Terreno o struttura portante** • Ground or floor
- 2 **Massetto in pendenza** • Screed with adequate inclination
- 3 **Strato di impermeabilizzazione** • Waterproofing layer
- 4 **Strato di separazione termoisolante (foglio di polietilene)**
Heat insulating layer (polyethylene sheet)
- 5 **Opzionale: pannello termoisolante di adeguata densità**
Optional: heat insulating panel with adequate density
- 6 **Supporto da esterno in polipropilene (fisso, regolabile o autolivellante)** • Polypropylene load-bearing supports suitable for outdoor (may be fixed, adjustable or self-levelling)
- 7 **OUTDOOR spessore • 20 • 30 mm**
OUTDOOR 20 • 30 mm thick slabs




* pezzi speciali / special pieces

Ad oggi non esiste una normativa specifica per i pavimenti sopraelevati da esterno, si rimanda pertanto al professionista progettista un'attenta valutazione dei requisiti del progetto. Dado Ceramica suggerisce l'utilizzo di supporti aggiuntivi sotto le piastrelle, come da schema sotto riportato. Per maggiore sicurezza e a tutela dell'utente, Dado Ceramica richiede di impostare un'altezza di sopraelevazione non superiore a 5 cm. Per altezze superiori consultare il progettista.
// To date there is no specific regulation for outdoor raised floors, therefore a careful evaluation of the project requirements is referred to the professional designer. Dado Ceramica suggests the use of additional supports under the tiles, as per the diagram below. For major safety and user protection, Dado Ceramica requires you to set a superelevation height no higher than 5 cm. For higher heights consult the project manager.

Queste indicazioni rappresentano delle indicazioni generali basate sullo stato dell'arte e non vincolanti. The following tips and suggestions are not binding for the manufacturer.

Pavimentazione carrabile

Installation on driveways



ULTRA OUTDOOR

L'impiego di lastre con spessore 30 mm permette la realizzazione di pavimentazioni carrabili senza l'utilizzo di collanti per la posa.
30 mm porcelain pavers could be installed on driveways with no need of adhesives.

Queste indicazioni rappresentano delle indicazioni generali basate sullo stato dell'arte e non vincolanti.
The following tips and suggestions are not binding for the manufacturer.

Pareti ventilate

Ventilated walls



SISTEMA DI MONTAGGIO A SCOMPARSA PER FACCIATE VENTILATE.

Il nostro sistema di facciata ventilata è stato specificamente progettato per esaltare le qualità del gres porcellanato di grande formato 60x120 cm con spessore maggiorato di ± 20 mm. Offre una soluzione tecnologicamente avanzata che garantisce al contempo massima sicurezza strutturale e totale pulizia estetica grazie all'ancoraggio a scomparsa. Questo sistema è la scelta ideale per progetti residenziali e commerciali che richiedono un'estetica superiore abbinata a prestazioni di isolamento termico e durabilità eccezionali.
Progetti su misura, realizzati grazie al nostro supporto tecnico dedicato.

Concealed Mounting System for Ventilated Façades.

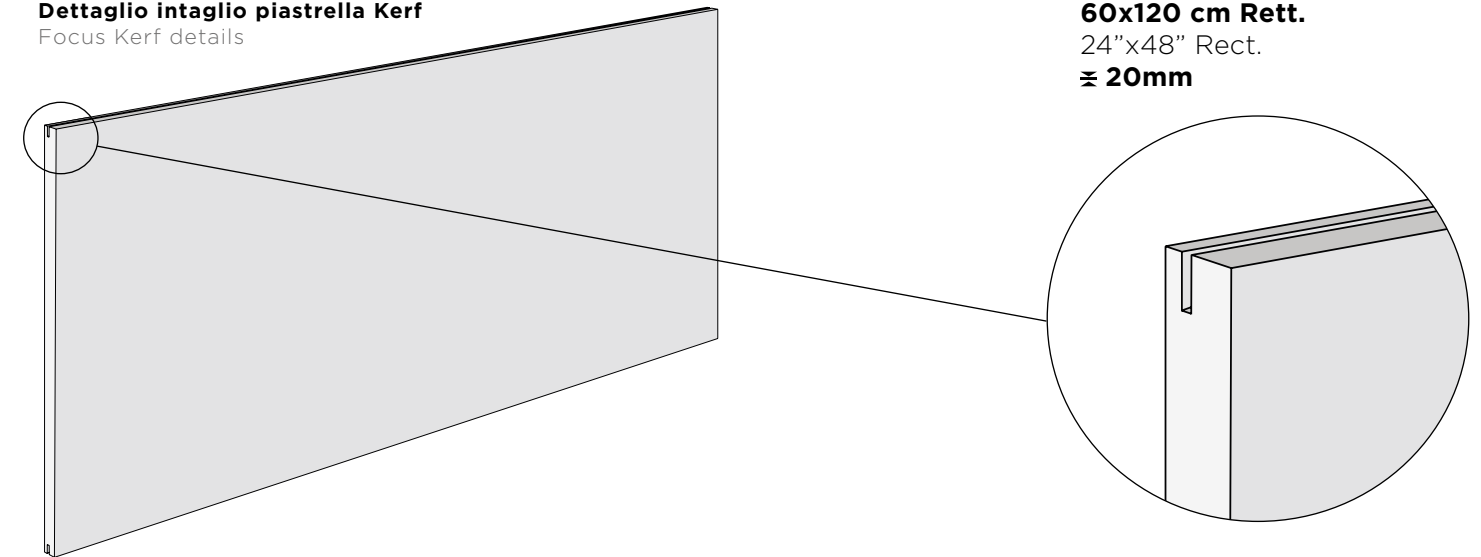
Our ventilated façade system has been specifically designed to enhance the qualities of large-format porcelain stoneware 60x120 cm with an increased thickness of 20 mm. It offers a technologically advanced solution that guarantees maximum structural safety and complete aesthetic cleanliness thanks to its concealed anchoring system.

This solution is the ideal choice for residential and commercial projects requiring premium aesthetics combined with exceptional thermal insulation performance and outstanding durability.

Custom-made projects developed with the support of our dedicated technical team.

Dettaglio intaglio piastrella Kerf

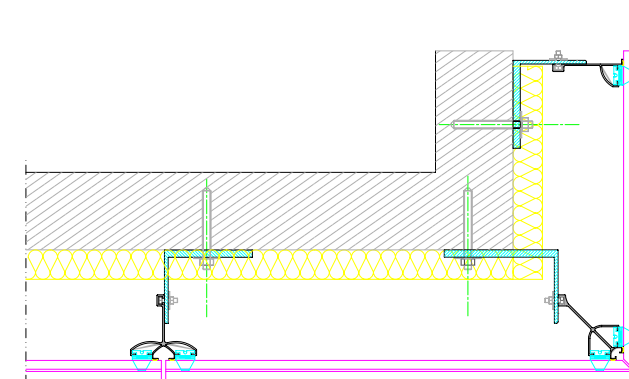
Focus Kerf details



60x120 cm Rett.
24"x48" Rect.
 ± 20 mm

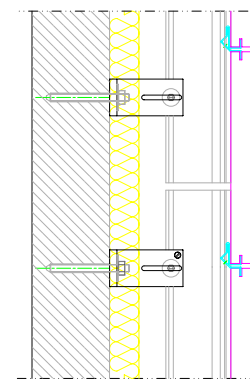
Sezione orizzontale

Horizontal section



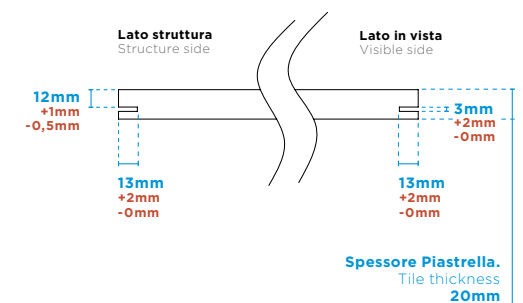
Sezione verticale

Vertical section



Tolleranze intaglio Kerf

Kerf carving tolerances



È richiesto un lotto minimo di produzione. Per maggiori dettagli si prega di consultare l'agente o il funzionario di zona.

Minimum quantities required. For more details please check with your sales representative. / Lot minimum de production impérative.

Queste indicazioni rappresentano delle indicazioni generali basate sullo stato dell'arte e non vincolanti.

The following tips and suggestions are not binding for the manufacturer.

MARBLE&STONE LOOK

CONCRETE&RESIN LOOK

WOOD LOOK

WALL DESIGN

OUTDOOR SPACES

SPECIAL PIECES IN&OUT

technical info

info tecniche

PEZZI SPECIALI SPECIAL PIECES	PG 270
CARATTERISTICHE TECNICHE TECHNICAL FEATURES	PG 276
CONSIGLI DI POSA, PULIZIA E MANUTENZIONE ADVICE FOR INSTALLATION CLEANING AND MAINTENANCE	PG 277
CONDIZIONI GENERALI DI VENDITA TERMS AND CONDITIONS OF SALE	PG 278

PEZZI SPECIALI

Eccellenza Tecnica e Continuità Estetica.

Un progetto di pregio si distingue per la cura dei dettagli. La nostra gamma di Pezzi Speciali (Standard e Ultra Outdoor) è progettata per offrire massima funzionalità e assoluta continuità visiva. Realizzati con la stessa materia, calibro e finiture delle lastre principali, elementi come gradoni, elementi a L e griglie garantiscono una transizione fluida tra superfici diverse. Dalle scale ai cambi di quota, ogni dettaglio tecnico si integra perfettamente nell'architettura, coniugando eleganza estetica e sicurezza in ogni ambiente, interno o esterno.

Technical Excellence and Aesthetic Continuity. A prestigious project stands out for its attention to detail. Our range of Special Trims (Standard and Ultra Outdoor) is designed to offer maximum functionality and absolute visual continuity. Made with the same material, caliber, and finishes as the main slabs, elements such as step treads, L-shaped elements, and grids ensure a seamless transition between different surfaces. From stairs to level changes, every technical detail integrates perfectly into the architecture, combining aesthetic elegance and safety in any environment, whether indoor or outdoor.

Excellence Technique et Continuité Esthétique. Un projet de prestige se distingue par le soin apporté aux détails. Notre gamme de Pièces Spéciales (Standard et Ultra Outdoor) est conçue pour offrir une fonctionnalité maximale et une continuité visuelle absolue. Réalisés avec le même matériau, le même calibre et les mêmes finitions que les dalles principales, des éléments tels que les marches, les éléments en L et les grilles garantissent une transition fluide entre les différentes surfaces. Des escaliers aux changements de niveau, chaque détail technique s'intègre parfaitement à l'architecture, alliant élégance esthétique et sécurité dans tout environnement, intérieur ou extérieur.

Technische Exzellenz und ästhetische Kontinuität. Ein anspruchsvolles Projekt zeichnet sich durch die Liebe zum Detail aus. Unser Sortiment an Formteilen (Standard und Ultra Outdoor) wurde entwickelt, um höchste Funktionalität und absolute visuelle Kontinuität zu bieten. Hergestellt aus demselben Material, Kaliber und den gleichen Oberflächen wie die Hauptplatten, sorgen Elemente wie Stufen, L-Elemente und Gitter für einen nahtlosen Übergang zwischen verschiedenen Oberflächen. Von Treppen bis hin zu Höhenunterschieden fügt sich jedes technische Detail perfekt in die Architektur ein und verbindet ästhetische Eleganz und Sicherheit in jeder Umgebung, egal ob im Innen- oder Außenbereich.

Battiscopa



Battiscopa	
Skirting tile	
Plinthe en grès cérame	
Sockelfliese	± 9,5 mm
7x60 cm 2¾"x23⅝"	20 502
7x62 cm 2¾"x24⅜"	20 502
6x61 cm 2⅝"x24"	20 503
7,5x31 cm 3"x12¼"	46 501

Gradone a L Frontale



Gradone a L Frontale	
L-shaped front step tile	
Marche en L frontale	
L-Form Stufenplatte (Front)	± 9,5 mm
30x120x5 cm 11¾"x47¼"x2"	1 574
30x122x5 cm 11¾"x48"x2"	1 569
30x60x5 cm 11¾"x23⅝"x2"	1 587
31x62x5 cm 12¼"x24⅜"x2"	1 587
31x62x5 cm 12¼"x24⅜"x2" OUT R11	1 587

Gradone a L Angolare



Gradone a L Angolare Destra	
Right L-shaped corner step tile	
Marche d'angle en L droite	
L-Form Eckstufe rechts	± 9,5 mm
30x120x5 cm 11¾"x47¼"x2"	1 575
30x122x5 cm 11¾"x48"x2"	1 573
30x60x5 cm 11¾"x23⅝"x2"	1 562
31x62x5 cm 12¼"x24⅜"x2"	1 562
31x62x5 cm 12¼"x24⅜"x2" OUT R11	1 562

Terminale a L Monolitico




Terminale a L Monolitico	
Monolithic L-shaped end step	
Pièce terminale monolithique en L	
Monolithische L-Endstufe	± 10 mm
15x30x4 cm 5⅞"x11¼"x1½" OUT R11	8 505



Gradone a L Angolare Sinistra	
Left L-shaped corner step tile	
Marche d'angle en L gauche	
L-Form Eckstufe links	± 9,5 mm
30x120x5 cm 11¾"x47¼"x2"	1 575
30x122x5 cm 11¾"x48"x2"	1 573
30x60x5 cm 11¾"x23⅝"x2"	1 562
31x62x5 cm 12¼"x24⅜"x2"	1 562
31x62x5 cm 12¼"x24⅜"x2" OUT R11	1 562

Gradone Monolitico



Gradone Arrotondato

Rounded Coping
Nez de marche arrondi
Monolitische Stufenplatten

30x60 cm 12"x24"	± 20mm	549	■
40x80 cm 16"x32"	± 20mm	597	■
30x120 cm 12"x48"	± 20mm	526	■
30x122 cm 12"x48"	± 20mm	526	■

Gradone Arrotondato con gocciolatoio

Rounded coping with drip
Nez de marche arrondi avec goutte d'eau
Monolitische Stufenplatten mit Abtropfen

30x60 cm 12"x24"	± 20mm	602	■
40x80 cm 16"x32"	± 20mm	590	■
30x120 cm 12"x48"	± 20mm	588	■
30x122 cm 12"x48"	± 20mm	588	■

Esterno
Outside
Extérieur
Außen



Interno
Inside
Intérieur
Innen




Angolari destro e sinistro disponibili nel formato 30x60 . Right and left corner pieces available in 30x60 format
Angles droit et gauche disponibles au format 30x60 . Gitterecke Rechte und linke Eckelemente im Format 30x60 verfügbar

30x60 cm 12"x24"	± 20mm	557	■
-------------------------	--------	-----	---

Altri pezzi speciali disponibili su richiesta Other special pieces available on demand for swimming pool
Pièces Spéciales Supplémentaires Sur Demande - Weitere Spezielle auf Anfrage

Gradone Monolitico



Gradone arrotondato con scanalature

Rounded coping with grooves
Nez de marche arrondi avec rainures
Monolitische Stufenplatten mit Rillen

30x60 cm 12"x24"	± 20mm	602	■
40x80 cm 16"x32"	± 20mm	590	■
30x120 cm 12"x48"	± 20mm	588	■
30x122 cm 12"x48"	± 20mm	588	■

Gradone arrotondato con gocciolatoio e scanalature

Rounded coping with drip and grooves
Nez de marche arrondi avec rainures et goutte d'eau
Monolitische Stufenplatten mit Abtropfen und Rillen

30x60 cm 12"x24"	± 20mm	602	■
40x80 cm 16"x32"	± 20mm	540	■
30x120 cm 12"x48"	± 20mm	591	■
30x122 cm 12"x48"	± 20mm	591	■

Altri pezzi speciali disponibili su richiesta Other special pieces available on demand for swimming pool
Pièces Spéciales Supplémentaires Sur Demande - Weitere Spezielle auf Anfrage

Gradone a L



Gradone a L

L Coping
Nez de marche L
Stufenplatten "L"

30x60 cm 12"x24"	≅ 20/50mm	564
40x80 cm 16"x32"	≅ 20/50mm	559
30x120 cm 12"x48"	≅ 20/50mm	570
30x122 cm 12"x48"	≅ 20/50mm	570

Gradoni in Klinker Estruso



Gradone Domus Bordo arrotondato

Rounded edge Coping Domus
Nez de marche Domus avec Bord arrondi
Stufenplatten Domus mit Abgerundet

005624 Aspen Grigio	34x124 cm 13.3"x48.8"	≅ 20mm	530
006065 Aspen Beige	34x62 cm 13.3"x24.4"	≅ 20mm	540
006064 Aspen Grigio	34x124 cm 13.3"x48.8"	≅ 20mm	530
006066 Aspen Beige	34x62 cm 13.3"x24.4"	≅ 20mm	540

Disponibili su richiesta anche nello spessore 1 cm
Also available on request in 1 cm thickness.

ideale per scale e bordi piscina. Possibilità di colori personalizzati su richiesta su lotto minimo di 500 pezzi.
Ideal for stairs and pool edges. Custom colors available upon request, with a minimum order of 500 pieces per batch.
Idéal pour les escaliers et les bords de piscine. Possibilité de couleurs personnalisées sur demande, avec un lot minimum de 500 pièces.
Ideal für Treppen und Poolränder. Kundenspezifische Farben auf Anfrage möglich, bei einer Mindestbestellmenge von 500 Stück.

Griglie



Griglie

Grids
Grid
Gitter

14,5x40,5 cm 6"x16"	≅ 20mm	593
19,5x40,5 cm 8"x16"	≅ 20mm	593
14,5x60 cm 6"x24"	≅ 20mm	587
19,5x60 cm 8"x24"	≅ 20mm	551
19,5x40,5 cm 8"x16"	≅ 30mm	592
14,5x60 cm 6"x24"	≅ 30mm	600
19,5x60 cm 8"x24"	≅ 30mm	564

• **Non disponibili per gli articoli:** Not available for the items:
Essenze Gelsomino, Essenze Vaniglia, Essenze Sandalo,



Angoli Griglie disponibili su ordinazione

Grids Corner available on demand
Angle Grid disponible en option
Gitterecke Auf Bestellung

Altri pezzi speciali disponibili su richiesta Other special pieces available on demand for swimming pool
Pièces Spéciales Supplémentaires Sur Demande - Weitere Spezielle auf Anfrage

Griglie Snodate



Griglie Snodate

Flexible Grids
Grilles Articulées
Gelenkroste

25x50 cm 10"x20"	* ≅ 20mm	594
-------------------------	----------	-----

Si può scegliere una larghezza da 14cm a 25cm, lunghezza fissa da 50cm, il prezzo è inteso al pezzo e non cambia in base alla larghezza scelta. Made on demand, you can choose a width from 14 cm to 25 cm, with a fixed length of 50 cm. The price is per piece and does not change based on the chosen width.














* **La carrabilità e la portata delle nostre griglie dipendono dalla resistenza e dalle caratteristiche dei supporti utilizzati sotto di esse.**
The drive-over capability and load capacity of our grates depend on the strength and characteristics of the supports used beneath them.
La résistance à forts passages, roulage et la capacité de charge de nos grilles dépendent de la résistance et des caractéristiques des supports utilisés au-dessous.
Die Befahrbarkeit und Tragfähigkeit unserer Gitterroste hängen von der Festigkeit und den Eigenschaften der darunter verwendeten Träger ab.

Altri pezzi speciali disponibili su richiesta Other special pieces available on demand for swimming pool
Pièces Spéciales Supplémentaires Sur Demande - Weitere Spezielle auf Anfrage

Gres porcellanato • Porcelain stoneware • Grès cérame • Feinsteinzeug









UNI EN 14411 Bia Allegato G (ISO 13006)

Caratteristica tecnica Technical feature Caractéristique technique Technische Eigenschaft	Norma Norm Norme Norm	Valore richiesto dalle norme Required standards Valeur prescrite par les normes Normvorgabe	Pavimenti Floors Sols Böden
 Lunghezza e larghezza / Length and width Longuer et largeur / Länge und breite Spessore / Thickness Epaisseur / Stärke Rettilineità spigoli / Straightness of sides Rectitude des arêtes / Kantengeradheit Ortogonalità / Rectangularity Orthogonalite / Rechtwinkligkeit Planarità / Surface flatness Planeite de surface / Ebenflächigkeit	UNI EN ISO 10545-2	N ≥ 15 cm % ± 0,6 Non Rect. ± 0,3 Rect	Conforme Corresponding Conforme Entsprechend
		(mm) ± 2,0 Non Rect. ± 1,0 Rect ± 5 ± 0,5 ± 0,5 Non Rect. ± 0,3 Rect ± 0,5 Non Rect. ± 0,3 Rect ± 0,5 Non Rect. ± 0,3 Rect ± 0,5 Non Rect. ± 2,0 Non Rect. ± 1,8 Rect	
 Qualità della superficie Surface quality Qualités de la surface Oberflächenqualität	UNI EN ISO 10545-2	Il 95 % min. delle piastrelle di prova deve essere esente da difetti visibili Minimum 95% of the tested tiles must be free from visible defects 95% min. des carreaux de test ne doit pas contenir de défauts visibles Min. 95% der geprüften Fliesen dürfen keine sichtbaren Mängel aufweisen	Conforme Corresponding Conforme Entsprechend
 Assorbimento d'acqua Water absorption Absorption d'eau Wasseraufnahme	UNI EN ISO 10545-3	≤ 0,5% Individual max 0,6%	≤ 0,5%
 Sforzo di rottura / Breaking strength Effort de rupture / Bruchkraft (≥ 7,5 mm thickness) Resistenza alla flessione / Modulus of Rupture Résistance à la flexion / Biegefestigkeit	UNI EN ISO 10545-4	S ≥ 1300 N	S ≥ 1300 N
		R ≥ 35 N/mm ²	R ≥ 35 N/mm ²
 Resistenza al gelo Resistance to frost Résistance aux gel Frostbeständigkeit	UNI EN ISO 10545-12	Richiesto Required	Non gelivo Frost-proof Non gélifs Frostsicher
 Resistenza ai prodotti chimici Resistance to chemical products Résistance aux produits chimiques Widerstand gegen Chemikalien	UNI EN ISO 10545-13	Resistenza a basse concentrazioni di acidi e alcali Resistance to low concentrations of acids and alkalis Secondo la classificazione indicata dal fabbricante Manufacturer is to state classification	Naturale LA Lappato Plus Honed Plus LA / LB
		Resistenza ad alte concentrazioni di acidi e alcali Resistance to high concentrations of acids and alkalis Metodo di prova disponibile. Test method available. Resistenza ai prodotti chimici di uso domestico ed agli additivi per piscina Resistance to household chemicals and swimming pool salt Classe minima B Minimum class B	Naturale HA Lappato Plus Honed Plus HA / HB
		Resistenza al cavillo Crazeing resistance Résistance au tressillage Haarißbeständigkeit	Naturale A Lappato Plus Honed Plus A
 Resistenza all'abrasione (metodo PEI) Abrasion resistance (PEI test) Résistance à l'abrasion (méthode PEI) Widerstand gegen Abrieb (nach PEI)	UNI EN ISO 10545-7	Segnala la classe di abrasione e i cicli superati Report abrasion class and cycles passed	disponibili sul sito internet alla sezione download della serie references available on the website in the download section of the series
 Resistenza alle macchie Staining resistance Resistance aux taches Widerstand gegen Fleckenbildung	UNI EN ISO 10545-14	Min. 3	Conforme Corresponding Conforme Entsprechend
 Resistenza agli sbalzi termici Thermal shock resistance Resistance aux écarts de température Temperaturwechselbeständigkeit	UNI EN ISO 10545-9	Metodo di prova disponibile Test method available	Resiste Résistant Résiste Widerstandsfähig
Caratteristiche accessorie / Additional features  Stabilità dei colori Colours stability Stabilité des couleurs Farbbeständigkeit	DIN 51094	Colorazione Stabile Stable coloring	Conforme Corresponding Conforme Entsprechend
Caratteristiche di sicurezza / Safety characteristics			
 Resistenza allo scivolamento ** Slip resistance Résistance au glissement Rutschemmende Eigenchaft	METODO B.C.R.A.	μ > 0,40	Conforme Corresponding Conforme Entsprechend
	DIN EN 16165	ANNEX A Test della rampa a piedi nudi / Classe dichiarata Barefoot ramp test / Declared Class Méthode de la rampe pieds nus / Classe déclarée Methode der schiefen Ebene, barfuß / Angegebene Klasse	A+B / A+B+C *
		ANNEX B Test della rampa a piedi calzati / Classe dichiarata Shod ramp test / Declared Class Rampe avec chaussures / Classe déclarée Methode der schiefe Ebene, mit Schuhwerk / Angegebene Klasse	R9 / R10 / R11 *
DCOF (ANSI A 326.3)	≥ 0,42	Conforme Corresponding Conforme Entsprechend	

* La scheda tecnica dettagliata di ogni serie è disponibile sul sito sito aziendale . Technical data sheet of each collection is available for download on website
 La fiche technique de chaque collection est disponible en téléchargement sur le site. Das technische Datenblatt jeder Kollektion steht auf der Website zum Download bereit.

Rivestimenti in pasta bianca • White-body wall tile . Revêtements en pâte blanche • Weißscherbige Wandfliesen

UNI EN 14411 BIII Allegato L (ISO 13006)

Caratteristica tecnica Technical feature Caractéristique technique Technische Eigenschaft	Norma Norm Norme Norm	Valore richiesto dalle norme Required standards Valeur prescrite par les normes Normvorgabe	Rivestimenti Wall Tiles Revêtement mural Beschichtungen
 Lunghezza e larghezza / Length and width Longuer et largeur / Länge und breite Spessore / Thickness Epaisseur / Stärke Rettilineità degli spigoli Straightness of sides Ortogonalità / Rectangularity Orthogonalite / Rechtwinkligkeit Planarità / Surface flatness Planeite de surface / Ebenflächigkeit	UNI EN ISO 10545-2	N ≥ 15 cm % ± 0,6 Non Rect. ± 0,3 Rect	Conforme Corresponding Conforme Entsprechend
		(mm) ± 2,0 Non Rect. ± 1,0 Rect ± 10 ± 0,5 ± 0,5 Non Rect. ± 0,3 Rect ± 0,5 Non Rect. ± 0,3 Rect ± 0,5 Non Rect. ± 0,3 Rect ± 0,5 Non Rect. ± 2,0 Non Rect. ± 1,8 Rect	
 Qualità della superficie Surface quality Qualités de la surface Oberflächenqualität	UNI EN ISO 10545-2	Il 95 % min. delle piastrelle di prova deve essere esente da difetti visibili Minimum 95% of the tested tiles must be free from visible defects 95% min. des carreaux de test ne doit pas contenir de défauts visibles Min. 95% der geprüften Fliesen dürfen keine sichtbaren Mängel aufweisen	Conforme Corresponding Conforme Entsprechend
 Assorbimento d'acqua Water absorption Absorption d'eau Wasseraufnahme	UNI EN ISO 10545-3	> 10 %	Conforme Corresponding Conforme Entsprechend
 Sforzo di rottura Breaking strength Effort de rupture Bruchkraft Resistenza alla flessione Modulus of rupture Résistance à la flexion Biegefestigkeit	UNI EN ISO 10545-4	Spessore / Thickness ≥ 7,5 Non meno di / Not less than 600 N	> 600 N
		Spessore / Thickness < 7,5 Non meno di / Not less than 200 N	> 200 N
		Spessore / Thickness ≥ 7,5 Minimo / Minimum 12 N/mm ² Spessore / Thickness < 7,5 Minimo / Minimum 15 N/mm ²	> 12 N/mm ² > 15 N/mm ²
 Resistenza al cavillo Crazeing resistance Résistance au tressillage Haarißbeständigkeit	UNI EN ISO 10545-11	Richiesta Requested Demandée Gefragt	Conforme Corresponding Conforme Entsprechend
 Resistenza agli sbalzi termici Thermal shock resistance Resistance aux écarts de température Temperaturwechselbeständigkeit	ISO 10545-9	Metodo di prova disponibile Test method available	Resiste Résistant Résiste Widerstandsfähig
 Resistenza agli acidi Chemical resistance Résistance à l'attaque chimique Beständigkeit gegen Chemikalien	UNI EN ISO 10545-13	Resistenza ai prodotti chimici di uso domestico ed agli additivi per piscina Resistance to household chemicals and swimming pool salt Classe minima B Minimum class B	A
 Resistenza alle macchie Staining resistance Resistance aux taches Widerstand gegen Fleckenbildung	UNI EN ISO 10545-14	Classe 3 Class 3 Classe 3	Conforme Corresponding Conforme Entsprechend

CONSIGLI DI POSA, PULIZIA E MANUTENZIONE .

ADVICE FOR INSTALLATION CLEANING AND MAINTENANCE
 CONSEILS DE POSE, DE NETTOYAGE ET D'ENTRETIEN
 RATSCHLÄGE FÜR DIE VERLEGUNG, REINIGUNG UND WARTUNG

Vi invitiamo a scansionare il Qr code per prendere visione di alcune importanti informazioni e suggerimenti per una corretta posa, pulizia e manutenzione dei nostri prodotti

We invite you to scan the QR code to view some important informations and suggestions for correct installation, cleaning and maintenance of our products.

Leggi di più
 Read more
 En savoir plus
 Mehr Lesen



Nous vous invitons à scanner le code QR pour visualiser quelques informations importantes et suggestions pour une installation, un nettoyage et un entretien corrects de nos produits.

Wir laden Sie ein, den QR-Code zu scannen, um einige wichtige Informationen und Vorschläge für die korrekte Installation, Reinigung und Wartung unserer Produkte anzuzeigen.

CONDIZIONI GENERALI DI VENDITA

NORMATIVA CONTRATTUALE - Le presenti Condizioni Generali di Vendita, salvo modifiche o deroghe concordate per iscritto, disciplinano tutti i contratti vendita conclusi tra la Veditrice e l'Acquirente. Eventuali offerte, transazioni, accrediti e/o abbuoni accordati su iniziativa di Agenti o altri intermediari, non saranno vincolanti se non accettati per iscritto dalla Venditrice e comunque limitatamente al contratto al quale si riferiscono.

OGGETTO DELLA FORNITURA - La fornitura comprende esclusivamente quanto indicato nella conferma d'ordine della Venditrice. Il testo della conferma d'ordine prevale, in ogni caso, sul testo eventualmente difforme dell'offerta o dell'ordinazione, ed annulla e sostituisce eventuali accordi o trattative che non siano riportati nella conferma stessa. L'esecuzione parziale dell'ordine senza preventiva conferma non comporta approvazione per l'intero ordine, bensì approvazione parziale relativamente alla merce consegnata.

CARATTERISTICHE DEI MATERIALI - Le informazioni e i dati risultanti da cataloghi o illustrazioni, così come le caratteristiche dei campioni e dei modelli di Dado Ceramica S.r.l. sono sempre approssimativi ed è quindi facoltà della Venditrice apportare ai prodotti quelle variazioni, senza alterarne le caratteristiche essenziali, che si ritenessero necessarie o opportune senza obbligo di preavviso. I toni dei colori campionati hanno carattere puramente indicativo e non vincolante, così come la possibilità di ripetere tonalità precedentemente fornite che, pertanto, non rappresentano impegno per la Venditrice e motivo di reclamo per l'Acquirente. Salvo specifiche richieste da concordare prima della conferma d'ordine, la Venditrice non garantisce che l'ordine del singolo articolo venga integralmente evaso con un medesimo lotto di produzione.

ORDINI - Sono sempre impegnativi e irrevocabili per l'Acquirente: la Venditrice sarà vincolata solo dopo la conferma scritta. S'intende comunque che ogni ordine viene fatto con la completa accettazione da parte dell'Acquirente di tutte le presenti Condizioni Generali. Nell'ordinazione dovranno essere contemplati soltanto articoli di produzione corrente: non saranno comunque oggetto di conferma quei materiali per i quali la Venditrice in dipendenza di esigenze interne o di mercato, ha ritenuto opportuno sospendere la produzione. Ogni ordine deve essere inoltrato per iscritto, anche se, per ragioni di urgenza dovesse essere preceduto da comunicazione telefonica.

TERMINE DI CONSEGNA - I termini di consegna decorrono dalla data della conferma d'ordine e, salve diverse pattuizioni scritte, hanno carattere puramente indicativo e non essenziale. Eventuali ritardi nelle consegne, interruzioni, sospensioni totali o parziali delle forniture non daranno all'Acquirente alcun diritto ad indennizzi o risarcimenti, ogni eccezione rimossa.

CONSEGNA E TRASPORTO - Salvo patto contrario, la vendita s'intende Franco Fabbrica Dado Ceramica S.r.l. e ciò anche quando sia convenuto che la spedizione o parte di essa venga curata dalla Venditrice. Ad ogni effetto di legge, il luogo di consegna della merce è quello nel quale la fornitura viene messa a disposizione dell'acquirente o all'atto della consegna al Vettore. In ogni modo, quali che siano i termini di resa pattuiti, la merce viaggia sempre a rischio e pericolo dell'Acquirente ed ogni responsabilità della Venditrice cessa, al più tardi, con la consegna al Vettore, nei confronti del quale l'Acquirente dovrà sporgere eventuali reclami relativi ad ammanchi o rotture.

Il Compratore è tenuto a precisare al momento dell'ordine dettagliate modalità di trasporto: la Venditrice spedirà la merce col mezzo ritenuto più opportuno qualora mancassero preventive indicazioni al riguardo, senza che ciò costituisca per il Compratore motivo di reclamo.

ASSICURAZIONE - Se richiesta è sempre a carico dell'acquirente.

IMBALLO - Il confezionamento dei prodotti avviene in modalità random, quindi possibile avere anche facce uguali all'interno della stessa scatola. Salvi diversi accordi scritti, l'imballo sarà sempre in cartoni: avvenuta la consegna all'Acquirente o al Vettore senza reclami o riserve, cessa ogni responsabilità della Venditrice. **Saranno addebitate le seguenti spese di imballo: Euro 18,00/pz per gli imballi dei materiali in formato 60x120, 30x122, 20x122, Euro 40,00/Pz per il formato 120x120 e Euro 13,00/pz per gli imballi degli altri materiali. Rimane comunque in facoltà della Venditrice aumentare le spese d'imballo in caso di significative variazioni del costo delle materie prime.**

GARANZIA - La Venditrice garantisce la qualità di quanto fornito conformemente alle scelte richieste dall'Acquirente. In particolare, la garanzia riconosciuta dalla Venditrice è relativa ai prodotti di prima scelta con tolleranza del 5%. La merce in scelta differente dalla prima (seconda, terza scelta, stock, partite occasionali ecc.), s'intende sempre venduta come "vista e piaciuta". E' fatto obbligo all'Acquirente verificare la merce in termini di qualità e quantità entro breve termine dalla consegna. Nel caso l'Acquirente rivenda la merce a soggetti che rivestono la qualifica di Consumatori, è escluso il diritto di cui all'art. 131 del Codice di Consumo decorso un anno dalla consegna da parte della Venditrice.

RECLAMI - Eventuali contestazioni dovranno essere inviate a mezzo racc.a.r. presso la sede legale della Venditrice, nei termini di legge. La posa del materiale determina la decadenza dall'azione per vizi e/o difetti, importando rinuncia implicita alla garanzia di cui all'art. 1490 c.c.. In ogni caso la garanzia comprende unicamente la sostituzione dei soli pezzi difettosi o la riparazione, con esclusione di ogni ulteriore e diversa obbligazione, anche risarcitoria. La presenza di piastrelle difettose non inficia la qualità dell'intera fornitura né comporta l'obbligo della integrale sostituzione.

SOLVE ET REPETE - Eventuali contestazioni sul materiale non danno diritto all'Acquirente di sospendere o ritardare in tutto o in parte il pagamento, nei termini pattuiti, della merce oggetto di contestazione, né, tanto meno, di altre forniture.

PREZZI - Si intendono sempre riferiti al listino in vigore al momento della conferma della Venditrice. Salvo diversa pattuizione scritta, sono sempre al netto e relativi a merce franco fabbrica, non comprendendo quindi altri oneri e spese, che saranno sempre a carico del Compratore.

PENALE PER ANNULLAMENTO ORDINI - In caso di annullamento da parte del Compratore di un ordine confermato e pronto per il carico, è in facoltà della Venditrice di addebitare una penale pari al 20% del valore del materiale.

PAGAMENTI - I pagamenti dovranno essere effettuati come indicati nella conferma d'ordine: a tutti gli effetti, il luogo di pagamento resta fissato nella sede della Dado Ceramica S.r.l. anche se effettuati a mezzo di personale autorizzato, rimessa diretta, tratte autorizzate, ricevute bancarie o effetti cambiari. In caso di ritardato o mancato pagamento anche parziale, così come nel caso di mutamento delle condizioni patrimoniali dell'Acquirente, sarà in diritto della Venditrice esigere gli interessi di mora al tasso commerciale corrente, così come sospendere l'esecuzione delle forniture in corso e/o risolvere in tutto o in parte qualsiasi contratto in atto, senza che l'Acquirente possa rivendicare risarcimenti diretti e/o indiretti di alcun tipo.

RISERVA DI PROPRIETÀ - Nel caso in cui il pagamento, per accordi contrattuali, debba essere effettuato in tutto o in parte dopo la consegna, la merce consegnata resta in proprietà di Dado Ceramica S.r.l. fino al completo pagamento del prezzo.

LEGGE APPLICABILE - FORO COMPETENTE - Il contratto è disciplinato dalla legge italiana. La definizione di qualsiasi controversia derivante, dipendente o conseguente dai contratti di vendita con Dado Ceramica S.r.l., anche se riferibili ad affari trattati da propri dipendenti o incaricati fuori dalla propria Sede, è soggetta alla giurisdizione dello Stato Italiano e unico Foro competente in via esclusiva è quello di Bologna.

TERMS AND CONDITIONS OF SALE

CONTRACTUAL RULES - These General Conditions of Sale, unless changes or exceptions agreed in writing, govern all the sale contracts completed between the Seller and the Buyer. Any offers, transactions, credits and / or rebates granted by agents or other intermediaries will not be binding unless accepted in writing by the Seller and in any case limited to the contract to which they refer.

OBJECT OF THE SUPPLY - The supply includes only what is indicated in the Seller's order confirmation. The text of the order confirmation prevails, in any case, over the text that may differ from the offer or order, and cancels and replaces any agreements or negotiations that are not indicated in the confirmation itself. Partial execution of the order without prior confirmation does not imply approval for the entire order, but partial approval for the goods delivered.

MATERIAL FEATURES - The informations and datas on catalogues or flyers, as well as the characteristics of the samples and collection of Dado Ceramica S.r.l. are always approximate and it is therefore the Seller's right to make those variations to the products, without changing their essential characteristics, which were deemed necessary or appropriate without prior notice. The shades of the sampled colors are only indicative and not binding, as well as the possibility of repeating previously provided shades which, therefore, do not represent a commitment for the Seller and a reason for complaint for the Buyer. Except for specific requests to be agreed before the order confirmation, the Seller does not guarantee that the order of the single item will be fully processed with the same production batch.

ORDERS - They are always binding and irrevocable for the Buyer: the Seller will be bound only after written confirmation. It is understood, however, that each order is made with the complete acceptance by the Purchaser of all these General Conditions. When ordering, only items of current production must be contemplated: those materials for which the Seller, depending on internal or market needs, has deemed it appropriate to suspend production, will not be confirmed. Each order must be sent in writing, even if, for reasons of urgency, it should be preceded by telephone communication.

DELIVERY TIME - The delivery terms start from the date of the order confirmation and, unless otherwise agreed in writing, are purely indicative and not essential. Eventual delays in deliveries, interruptions, total or partial suspensions of supplies will not give the Purchaser any right to compensation, any exception removed.

DELIVERY AND TRANSPORT - Unless otherwise agreed, the sale is understood to be EX FACTORY Dado Ceramica S.r.l. and this also when it is agreed that the shipment or part of it will be handled by the Seller. For all legal purposes, the place of delivery of the goods is that in which the supply is made available to the buyer or upon delivery to the Carrier. In any case, whatever yield agreed upon, the goods always travel at the risk and peril of the Buyer and any liability of the Seller ends, at the latest, with the delivery to the Carrier, against which the Buyer must protrude any complaints relating to shortages or breakages. At the time of the order, the Buyer is required to specify detailed instructions of transport: the Seller will ship the goods by the means deemed most appropriate if there are no prior indications in this regard, without this being a reason for the Buyer to complain.

INSURANCE - If requested it is always paid by the buyer.

PACKAGING - Random packaging, could happen to find same faces inside a box. Unless otherwise agreed in writing, the packaging will always be in cartons: after delivery to the Buyer or to the Carrier without complaints or reservations, all Seller's liability ceases. **The following packaging costs will be charged: Euro 18.00 / pc for packaging of materials in 60x120, 30x122, 20x122 size, Euro 40.00/Pc for 120x120 size and Euro 13.00 / pc for packaging of other materials. However, the Seller remains entitled to increase the packaging costs in the event of significant changes in the cost of raw materials.**

WARRANTY - The Seller guarantees the quality of what is supplied in accordance with the preferences requested by the Buyer. In particular, the guarantee recognized by the Seller relates to first choice products with a tolerance of 5%. The goods in a different choice from the first (second, third choice, stock, occasional lots, etc.), are always intended as "seen and liked". The Buyer is obliged to check the goods in terms of quality and quantity within a short time of delivery. If the Buyer resells the goods to subjects who qualify as Consumers, the right pursuant to art. 131 of the Consumer Code is excluded after one year of delivery by the Seller.

COMPLAINTS - Any disputes must be sent by registered mail at the Seller's legal office, in accordance with the law. The installation of the material causes the forfeiture of any action due to defects, meaning an implicit waiver of the guarantee pursuant to art. 1490 of the Italian Civil Code. In any case, the guarantee only includes the replacement of only defective parts or repair, with the exclusion of any further and different obligation, including compensation. The presence of defective tiles does not affect the quality of the entire supply nor does it involve the obligation of full replacement. **SOLVE ET REPETE** - Any disputes on the material do not entitle the Purchaser to suspend or delay payments in whole or in part, within the agreed terms, of the goods subject of the dispute, let alone other supplies.

PRICES - They are always referred to the price list in force at the time of the Seller's confirmation. Unless otherwise agreed in writing, they are always net and related to ex-works goods, therefore not including other charges and expenses, which will always be borne by the Buyer.

PENALTY FOR ORDERS CANCELLATION - In the event of cancellation by the Buyer of a confirmed order ready for loading, the Seller has the right to charge a penalty equal to 20% of the value of the material.

PAYMENTS - Payments must be made as indicated in the order confirmation: for all intents and purposes, the place of payment remains fixed at the headquarters of Dado Ceramica S.r.l. even if completed by authorized personnel, direct remittance, authorized draft, bank receipts or bills of exchange. In the event of delayed or missing-payment, even partial, as well as in the case of a change in the Buyer's financial conditions, the Seller will be entitled to request the interest at the current commercial rate, as well as to interrupt the execution of supplies in progress and / o terminate in whole or in part any contract in progress, without the Buyer being able to claim direct and / or indirect compensation of any kind.

RESERVATION OF TITLE-OWNERSHIP - In the event that the payment, by contractual agreements, must be made in whole or in part after delivery, the delivered goods remain of property of Dado Ceramica S.r.l. until full payment has been completed.

APPLICABLE LAW - COMPETENT COURT - The contract is governed by Italian law. The definition of any controversy deriving, dependent or consequent from the sales contracts with Dado Ceramica Srl, even if referable to business dealt with by its employees or appointed outside of its headquarters, is subject to the jurisdiction of the Italian State and of the competent Court of Bologna.

CONDITIONS GÉNÉRALES DE VENTE

RÈGLEMENTS CONTRACTUELS - Les présentes conditions générales de vente, sauf modifications ou dérogations convenues par écrit, régissent tous les contrats de vente conclus entre le vendeur et l'acheteur. Les offres, transactions, crédits et / ou rabais accordés à l'initiative d'agents ou autres intermédiaires ne seront contraignants que s'ils sont acceptés par écrit par le Vendeur et en tout cas limités au contrat auquel ils se réfèrent.

OBJET DE LA FOURNITURE - La fourniture comprend uniquement ce qui est indiqué dans la confirmation de commande du vendeur. Le texte de la confirmation de commande prévaut, dans tous les cas, sur le texte qui peut différer de l'offre ou de la commande, et annule et remplace tout accord ou négociation qui ne serait pas indiqué dans la confirmation elle-même. L'exécution partielle de la commande sans confirmation préalable n'implique pas l'approbation de l'ensemble de la commande, mais une approbation partielle des marchandises livrées.

CARACTÉRISTIQUES DES MATÉRIAUX - Les informations et données issues de catalogues ou illustrations, ainsi que les caractéristiques des échantillons et modèles de Dado Ceramica S.r.l. elles sont toujours approximatives et il appartient donc au Vendeur d'apporter ces modifications aux produits, sans altérer leurs caractéristiques essentielles, qui ont été jugées nécessaires ou appropriées sans préavis. Les nuances des couleurs échantillonnées sont purement indicatives et non contraignantes, ainsi que la possibilité de répéter les nuances précédemment fournies qui, par conséquent, ne représentent pas un engagement pour le vendeur et un motif de réclamation pour l'acheteur. Sauf demandes spécifiques à convenir avant la confirmation de la commande, le Vendeur ne garantit pas que la commande de l'article unique sera entièrement traitée avec le même lot de production.

COMMANDES - Elles sont toujours contraignantes et irrévocables pour l'Acheteur: le Vendeur ne sera lié qu'après confirmation écrite. Il est toutefois entendu que chaque commande est effectuée avec l'acceptation complète par l'Acheteur de l'ensemble des présentes Conditions Générales. Lors de la commande, seuls les articles de production en cours doivent être pris en compte: les matériaux pour lesquels le vendeur, en fonction des besoins internes ou du marché, a jugé opportun de suspendre la production, ne seront pas confirmés. Chaque commande doit être envoyée par écrit, même si, pour des raisons d'urgence, elle doit être précédée d'une communication téléphonique.

DÉLAI DE LIVRAISON - Les conditions de livraison commencent à compter de la date de confirmation de la commande et, sauf convention contraire écrite, sont purement indicatives et non essentielles. Les éventuels retards de livraisons, interruptions, suspensions totales ou partielles des approvisionnements ne donneront à l'Acheteur aucun droit à indemnité ou compensation, toute exception supprimée.

LIVRAISON ET TRANSPORT - Sauf convention contraire, la vente s'entend de Franco Fabbrica Dado Ceramica S.r.l. et ceci également lorsqu'il est convenu que l'envoi ou une partie de celui-ci sera géré par le Vendeur. À toutes fins légales, le lieu de livraison de la marchandise est celui où la fourniture est mise à disposition de l'acheteur ou lors de la livraison au Transporteur. Dans tous les cas, quelles que soient les modalités de retour convenues, les marchandises voyagent toujours aux risques et périls de l'Acheteur et toute responsabilité du vendeur cesse, au plus tard, avec la livraison au Transporteur, contre laquelle l'Acheteur doit faire saillie. toute réclamation relative à des pénuries ou des ruptures.

Au moment de la commande, l'Acheteur est tenu de préciser les modes de transport détaillés: le Vendeur expédiera la marchandise par les moyens jugés les plus appropriés s'il n'y a pas d'indications préalables à cet égard, sans que cela ne soit une raison pour l'Acheteur de se plaindre.

ASSURANCE - Sur demande, elle est toujours payée par l'acheteur.

EMBALLAGE - Le conditionnement des produits s'effectue de manière aléatoire, il est donc possible d'avoir des faces identiques à l'intérieur d'une même boîte. Sauf convention écrite contraire, les emballages

seront toujours en cartons: après livraison à l'Acheteur ou au Transporteur sans réclamations ni réserves, toute responsabilité du Vendeur cesse. **Les frais d'emballage suivants seront facturés: 18,00 euros / pc pour l'emballage de matériaux au format 60x120, 30x122, 20x122, 40,00 euros / pc pour le format 120x120 et Euro 13,00 / pc pour l'emballage d'autres matériaux. Cependant, le vendeur reste en droit d'augmenter les coûts d'emballage en cas de changements significatifs dans le coût des matières premières.**

GARANTIE - Le Vendeur garantit la qualité de ce qui est fourni conformément aux choix demandés par l'Acheteur. En particulier, la garantie reconnue par le Vendeur concerne les produits de premier choix avec une tolérance de 5%. Les marchandises dans un choix différent du premier (deuxième, troisième choix, stock, lots occasionnels, etc.), sont toujours conçues comme «vues et aimées». L'Acheteur est tenu de vérifier la marchandise en termes de qualité et de quantité dans un délai court après la livraison. Si l'Acheteur revend les marchandises à des sujets qui se qualifient en tant que Consommateurs, le droit conformément à l'art. Est exclu. 131 du Code de la consommation après un an de livraison par le Vendeur.

LITIGES- Tout litige doit être envoyé par le biais de racc.a.r. au siège social du Vendeur, conformément à la loi. La pose du matériel détermine la déchéance de l'action en raison de vices et / ou défauts, entraînant une renonciation implicite à la garantie conformément à l'art. Dans tous les cas, la garantie ne comprend que le remplacement des pièces défectueuses ou la réparation, à l'exclusion de toute autre obligation différente, y compris l'indemnisation. La présence de carreaux défectueux n'affecte pas la qualité de l'ensemble de la fourniture et n'entraîne pas l'obligation de remplacement complet.

SOLVE ET REPETE - Tout litige sur le matériel ne donne pas le droit à l'acheteur de suspendre ou de retarder tout ou partie du paiement, dans les conditions convenues, des marchandises faisant l'objet du litige, sans parler des autres fournitures.

PRIX - Ils sont toujours référés à la grille tarifaire en vigueur au moment de la confirmation du Vendeur. Sauf accord contraire par écrit, ils sont toujours nets et liés aux marchandises départ usine, n'incluant donc pas les autres frais et dépenses, qui seront toujours à la charge de l'acheteur.

PENAL POUR ANNULLATION DE COMMANDES - En cas d'annulation par l'Acheteur d'une commande confirmée prête à être chargée, le Vendeur a le droit de facturer une pénalité égale à 20% de la valeur du matériel.

PAIEMENTS - Les paiements doivent être effectués comme indiqué dans la confirmation de commande: à toutes fins utiles, le lieu de paiement reste fixé au siège social de Dado Ceramica S.r.l. même s'ils sont effectués par du personnel autorisé, versement direct, itinéraires autorisés, reçus bancaires ou lettres de change. En cas de retard ou de non-paiement, même partiel, ainsi qu'en cas de modification des conditions de capital de l'Acheteur, le Vendeur sera en droit d'exiger des intérêts de retard au taux commercial en vigueur, ainsi que de suspendre l'exécution des fournitures en cours et / o résilier en tout ou en partie tout contrat en cours, sans que l'Acheteur ne puisse prétendre à une compensation directe et / ou indirecte de quelque nature que ce soit.

RESERVE DE PROPRIETE - Dans le cas où le paiement, par accords contractuels, doit être effectué en tout ou en partie après la livraison, les marchandises livrées restent la propriété de Dado Ceramica S.r.l. jusqu'au paiement intégral du prix.

DROIT APPLICABLE - TRIBUNAL COMPÉTENT - Le contrat est régi par la loi italienne. La définition de toute controverse découlant, dépendant de ou résultant des contrats de vente avec Dado Ceramica Srl, même si elle se rapporte à des affaires traitées par ses employés ou désignées en dehors de son siège, est soumise à la juridiction de l'État italien et à la seule juridiction exclusive. est celle de Bologna.

GENERELLE VERKAUFSBEDINGUNGEN

VERTRAGSNORM - Die vorliegenden Generellen Verkaufsbedingungen regeln vorbehaltlich schriftlich vereinbarter Änderungen oder Abweichungen alle Verkaufsverträge zwischen dem Verkäufer und dem Käufer. Eventuelle Angebote, Transaktionen, Verrechnungen bzw. Gutschriften, die durch die Vertreter oder andere Zwischenhändler vereinbart werden, werden nicht bindend sein, wenn sie nicht schriftlich durch den Verkäufer angenommen werden und beziehen sich auf jeden Fall auf den jeweiligen Vertrag.

BETREFF DER LIEFERUNG - Die Lieferung schließt ausschließlich ein, was in der Auftragsbestätigung des Verkäufers aufgeführt ist. Der Text der Auftragsbestätigung herrscht auf jeden Fall gegenüber dem Text vor, der eventuell im Angebot oder in der Bestellung aufgeführt ist und löscht und ersetzt eventuelle Vereinbarungen oder Verhandlungen, die in der Auftragsbestätigung nicht aufgeführt sind. Die teilweise Ausführung des Auftrags ohne vorherige Bestätigung führt zu keiner Annahme des ganzen Auftrags, sondern zu einer teilweisen Annahme hinsichtlich der gelieferten Ware.

EIGENSCHAFTEN DER MATERIALIEN - Die Informationen und die Daten der Kataloge oder Darstellungen, wie auch die Eigenschaften der Muster und der Modelle der Dado Ceramica S.r.l. sind immer annähernd und somit unterliegt es dem Verkäufer, den Produkten diese Änderungen zuzufügen, ohne die grundsätzlichen Eigenschaften zu ändern, die für notwendig oder angebracht gehalten werden, wobei keine Ankündigungspflicht vorliegt. Die Töne der Musterfarben haben eine rein ungefähre und nicht bindende Eigenschaft, wie auch die Möglichkeit, zuvor gelieferte Töne zu wiederholen, die somit keine Pflicht für den Verkäufer oder einen Reklamationsgrund für den Käufer darstellen. Ausschließlich spezifischer Anfragen, die vor der Auftragsbestätigung zu vereinbaren sind, garantiert der Verkäufer nicht, dass der Auftrag des einzelnen Artikels vollständig mit demselben Produktionslos abgewickelt wird.

AUFTRÄGE - Sie sind für den Käufer immer verpflichtend und unwiderruflich: Der Verkäufer wird erst nach der schriftlichen Bestätigung gebunden sein. Es versteht sich auf jeden Fall, dass jeder Auftrag mit der vollständigen Annahme aller vorliegenden Allgemeinen Bedingungen durch den Käufer ausgeführt wird. In dem Auftrag müssen nur Artikel der aktuellen Produktion betrachtet werden: Gegenstand der Bestätigung werden auf jeden Fall nicht die Materialien sein, hinsichtlich dieser der Verkäufer abhängig von internen oder Marktanforderungen entschieden hat, die Produktion aufzuheben. Jeder Auftrag muss schriftlich übermittelt werden, auch wenn er aufgrund der Dringlichkeit schon durch einen Telefonanruf erteilt wurde.

LIEFERFRIST - Die Lieferfristen beginnen ab dem Datum der Auftragsbestätigung und sind vorbehaltlich unterschiedlicher schriftlicher Vereinbarungen absolut richtungsweisend und nicht grundlegend. Eventuelle Lieferverzögerungen, Unterbrechungen, die vollständige oder teilweise Aufhebung der Lieferungen werden dem Käufer ohne jegliche Ausnahme kein Recht auf Schadensersatz oder Entschädigung geben.

LIEFERUNG UND TRANSPORT - Vorbehaltlich gegensätzlicher Vereinbarungen versteht sich der Verkauf ab Werk Dado Ceramica S.r.l., auch wenn vereinbart wurde, dass der Versand oder Teil dieses durch den Verkäufer erfolgt. Hinsichtlich jeglicher gesetzlicher Auswirkung, ist der Lieferort der Ware derjenige, an den die Lieferung dem Käufer zur Verfügung gestellt wird oder während der Auslieferung an den Spediteur. Unabhängig von den vereinbarten Lieferbedingungen reist die Ware auf jeden Fall immer auf Risiko und Gefahr des Käufers und jegliche Haftung des Verkäufers endet spätestens nach der Aushändigung an den Spediteur, an den der Käufer eventuelle Reklamationen hinsichtlich Fehlmengen oder Schäden übersenden muss.

Der Käufer ist während der Auftragserteilung verpflichtet, detaillierte Transportvorgehensweisen aufzuführen: Der Verkäufer wird die Ware mit dem best geeigneten Mittel versenden, falls vorherige diesbezügliche Angaben fehlen sollten, ohne dass dies ein Reklamationsgrund für den Käufer darstellt.

VERSICHERUNG - Wenn sie angefordert wird, geht sie zu Lasten des Käufers.

VERPACKUNG - Die Verpackung der Produkte erfolgt nach dem Zufallsprinzip, daher ist es möglich, dass sich in derselben Schachtel identische Seiten befinden. Außer bei unterschiedlich lautenden schriftlichen Vereinbarungen, wird die Verpackung immer in Kartons erfolgen: Nach der Aushändigung an

den Käufer oder den Spediteur ohne Reklamationen oder Vorbehalte, endet jegliche Verantwortung des Verkäufers.

Es werden die folgenden Verpackungskosten berechnet: 18,00 €/St. für Verpackungen der Materialien im Format 60x120, 30x122, 20x122, 40,00€/St. für das Format 120x120 und 13,00 €/St. für die Verpackungen der anderen Materialien. Der Verkäufer hat auf jeden Fall die Möglichkeit, die Verpackungskosten zu erhöhen, falls bedeutende Änderungen der Rohmaterialkosten auftreten sollten.

GARANTIE - Der Verkäufer garantiert die Qualität der gelieferten Ware in Übereinstimmung mit den Anforderungen des Käufers. Insbesondere bezieht sich die vom Verkäufer anerkannte Garantie auf die Produkte erster Wahl mit einer Toleranz von 5%. Im Unterschied zu als erster Wahl bestellter Ware (zweite, dritte Wahl, Lagerware, Sonderposten usw.) versteht sie sich immer als „gesehen und genehmigt“. Der Käufer ist verpflichtet, die Ware in puncto Qualität und Menge innerhalb kürzester Zeit nach der Auslieferung zu prüfen. Falls der Käufer die Ware Personen verkauft, die als Verbraucher auftreten, ist das Recht laut Par. 131 des Verbrauchergesetzes ausgeschlossen, wenn ein Jahr nach der Auslieferung durch den Verkäufer vergangen ist.

REKLAMATIONEN - Eventuelle Beanstandungen müssen per Einschreiben an die gesetzliche Niederlassung des Verkäufers laut gesetzlicher Vorschrift übersendet werden. Das Verlegen des Materials bestimmt die Verwirkung des Vorgangs aufgrund von Mängeln bzw. Schäden, wodurch ein ausdrücklicher Verzicht auf die Garantie erfolgt, laut Par. 1490 des italienischen Zivilgesetzbuchs. Auf jeden Fall schließt die Garantie ausschließlich den Austausch der defekten Teile oder die Reparatur ein, ausschließlich jeglicher weiterer und anderer Pflichten, einschließlich des Schadensersatzes. Die Anwesenheit von defekten Fliesen beeinträchtigt die Qualität der ganzen Lieferung nicht und führt auch zu keiner Verpflichtung eines vollständigen Ersatzes.

SOLVE ET REPETE - Eventuelle Beanstandungen hinsichtlich des Materials werden dem Käufer kein Recht verleihen, die Bezahlung der beanstandeten Ware oder anderer Lieferungen innerhalb der vereinbarten Fristen weder ganz noch teilweise aufzuheben oder zu verzögern.

PREISE - Sie verstehen sich immer in Bezug auf die geltende Preisliste im Moment der Bestätigung durch den Verkäufer. Vorbehaltlich anderer schriftlicher Vereinbarungen handelt es sich immer um Nettopreise, die ab Werk gelten und somit keine weiteren Kosten und Auslagen enthalten, die immer zu Lasten des Käufers gehen.

VERTRAGSSTRAFE AUFGRUND EINER AUFTRAGSLÖSCHUNG - Im Falle einer Löschung eines bestätigten und versandbereiten Auftrags durch den Käufer, kann der Verkäufer eine Vertragsstrafe von 20% des Materialwerts berechnen.

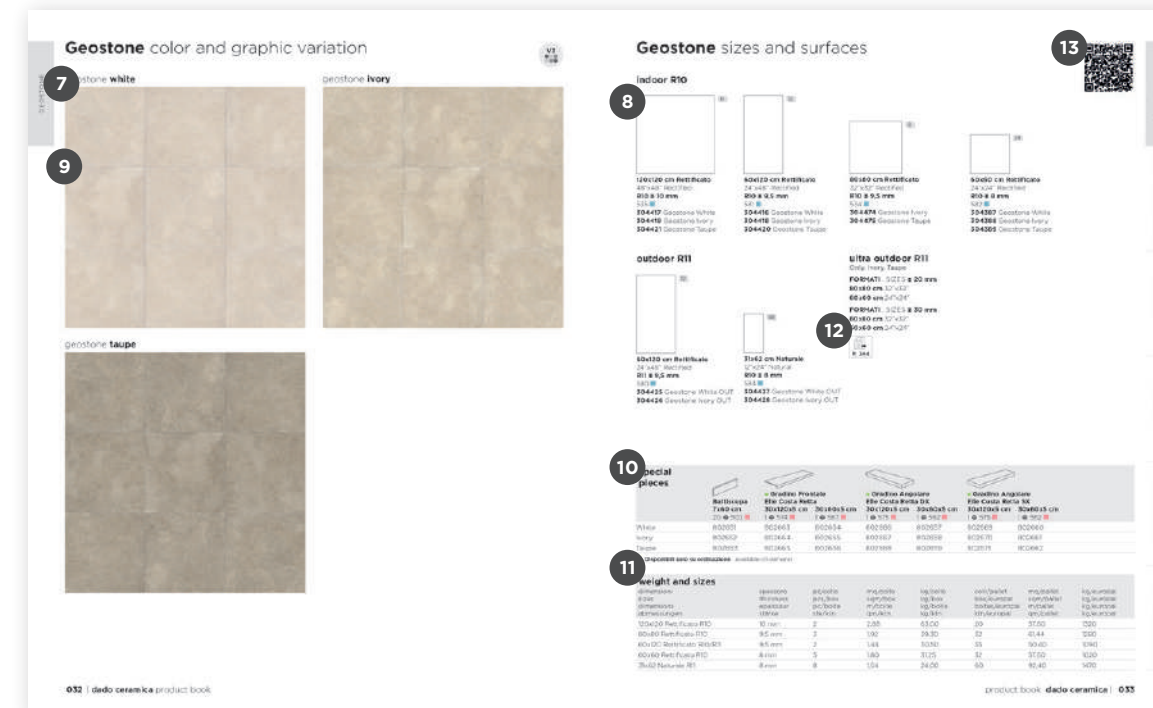
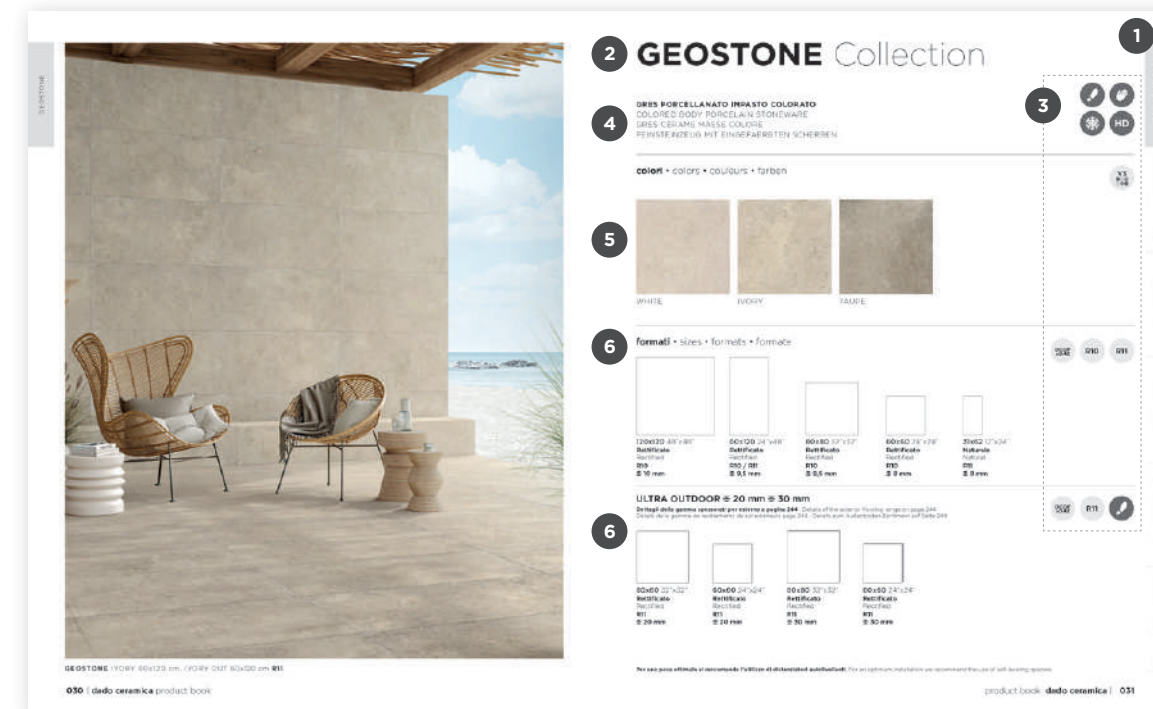
BEZAHLUNG - Die Bezahlungen müssen wie in der Auftragsbestätigung aufgeführt vorgenommen werden: Der Zahlungsort befindet sich absolut im Geschäftssitz der Dado Ceramica S.r.l., auch wenn die Bezahlungen über zugelassenes Personal, Direktüberweisung, zugelassene Tratten, Bankquittungen oder Wechsel erfolgen. Im Falle einer verzögerten oder auch teilweise nicht erfolgender Bezahlung, wie auch im Falle einer Änderung der Eigentumsbedingungen des Käufers, wird der Verkäufer das Recht haben, die Zinsen zum aktuellen Handelszinssatz anzufordern, wie auch die Aufhebung der Ausführung der laufenden Lieferungen vorzunehmen bzw. jeglichen vorliegenden Vertrag ganz oder teilweise aufzuheben, ohne dass der Käufer direkte oder indirekte Schadensersatzanforderungen stellen kann.

EIGENTUMSVORBEHALT - Falls die Bezahlung aufgrund vertraglicher Vereinbarungen ganz oder teilweise nach der Auslieferung ausgeführt werden muss, verbleibt die ausgelieferte Ware Eigentum der Dado Ceramica S.r.l. bis zur vollständigen Bezahlung des Preises.

ANWENDBARES GESETZ - ZUSTÄNDIGES GERICHT - Der Vertrag wird durch das italienische Gesetz geregelt. Die Bestimmung eines jeglichen daraus erfolgenden Gegensatzes, abhängig oder in Folge der Verkaufsverträge mit der Dado Ceramica S.r.l., auch wenn sich diese auf Geschäftsbeziehungen der Firmenangehörigen oder beauftragter Personen außerhalb des Geschäftssitzes beziehen, unterliegt der Rechtsprechung des Italienischen Staats und der einzige zuständige Gerichtshof ist der in Bologna.

Dado Ceramica Catalogo Prodotti

coordinamento marketing Dado Ceramica
 progetto G&CO creatività adattiva
 stampa Grafiche Antiga

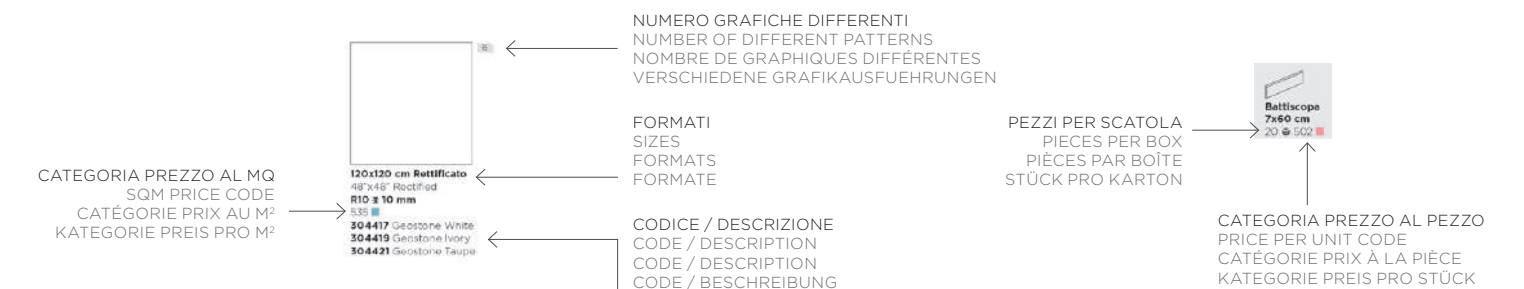


In nessuna circostanza Dado Ceramica sarà responsabile di danni diretti o indiretti che possano derivare dall'uso improprio di qualsiasi prodotto e/o da eventuali modifiche sui prodotti che possono essere applicate senza alcun preavviso. Questo catalogo è protetto da copyright e da altri diritti di proprietà intellettuale. I colori illustrati sono puramente indicativi Dado Ceramica si riserva il diritto di modificare lo stile, il confezionamento e i colori dei propri prodotti senza preavviso. Siete quindi invitati a consultare di tanto in tanto i rappresentanti locali di Dado Ceramica in merito ai prodotti, programmi e servizi disponibili nella vostra zona. Il materiale di questo catalogo può contenere informazioni imprecise ed errori di battitura. Dado Ceramica declina ogni responsabilità in merito a perdite o danni causati o associati all'affidamento fatto dagli utenti sulle informazioni contenute nel catalogo.

Under no circumstance shall Dado Ceramica be liable for any direct or indirect damage which may occur due to the improper use of any product and/or due to eventual changes on the products which can be applied without any notice. This catalogue is protected by copyright and by other intellectual property rights. The colors illustrated in this catalogue are merely illustrative Dado Ceramica reserves the right to change the style, packaging and colours of the products without prior notice. Therefore, you are invited to consult Dado Ceramica's local representatives from time to time concerning the products, marketing and services which are available in your country. The material in this catalogue may contain inaccurate informations and typing errors. Dado Ceramica declines all liability concerning losses or damage caused by or associated with the reliance made by the users on information contained in the catalogue.

Dado Ceramica ne peut en aucun cas être tenue responsable des dommages directs ou indirects pouvant résulter de l'utilisation non conforme d'un produit et / ou de toute modification des produits pouvant être appliquée sans préavis. Ce catalogue est protégé par le droit d'auteur et d'autres droits de propriété intellectuelle. Les couleurs présentées sont purement indicatives Dado Ceramica se réserve le droit de changer le style, le conditionnement et les couleurs de ses produits sans préavis. Vous êtes donc invités à vérifier de temps en temps avec nos agents d'usine locaux de Dado Ceramica les produits, programmes de vente et services disponibles dans votre région. Le contenu de ce catalogue peut contenir des informations inexactes et des fautes de frappe. Dado Ceramica décline toute responsabilité pour les pertes ou dommages causés ou associés à la cession faite par les utilisateurs aux informations contenues dans le catalogue.

Unter keinen Umständen kann Dado Ceramica für direkte oder indirekte Schäden verantwortlich gemacht werden, die sich aus der missbräuchlichen Verwendung eines Produkts und / oder Änderungen der Produkte ergeben, die ohne vorherige Ankündigung angewendet werden können. Dieser Katalog ist durch das Urheberrecht und andere geistige Eigentumsrechte geschützt. Die gezeigten Farben sind rein indikativ Dado Ceramica behält sich das Recht vor, Stil, Verpackung und Farben seiner Produkte ohne vorherige Ankündigung zu ändern. Sie können daher von Zeit zu Zeit mit dem Dado Ceramica-Vertreter zu den in Ihrem Gebiet verfügbaren Produkten, Programmen und Dienstleistungen prüfen. Das Material in diesem Katalog kann ungenaue Informationen und Tippfehler enthalten. Dado Ceramica lehnt jede Haftung für Verluste oder Schäden ab, die durch die Zuordnung der Benutzer zu den im Katalog enthaltenen Informationen verursacht wurden.



EN ISO 9001:2015 - EN ISO 14001:2015 - EN ISO 50001:2018 - EN ISO 45001:2018 - UNI EN ISO 14021: 2016 - EPD - UPEC - UPEC F+



Ceramics of Italy



Dado Ceramica



Dado Ceramica S.r.l.

Via Sicilia 21 - 40017 San Matteo della Decima (BO) - Italy
Tel. +39 051 6819611 - Fax +39 051 6819650 - info@dadoceramica.it
www.dadoceramica.it